



TEST REPORT

Report No.: E3508.04-301-44

Rendered to:

SKYCO SKYLIGHTS
Costa Mesa, California

PRODUCT TYPE: Dual Smoke Vent
SERIES/MODEL: 4896 Manual Release

Title	Summary of Results
Air Infiltration at 75 Pa (1.6 psf)	0.1 L/s/m ² (0.01 cfm/ft ²)
Air Infiltration at 300 Pa (6.2 psf)	<0.1 L/s/m ² (<0.01 cfm/ft ²)
Water Penetration Resistance Test Pressure	580 Pa (12.11 psf)

Reference must be made to Report No. E3508.04-301-44, dated 01/13/2015 for complete test specimen description and detailed test results.

1.0 Report Issued To: Skyco Skylights
2995 Airway Avenue, Suite B
Costa Mesa, California 92626

2.0 Test Laboratory: Architectural Testing, Inc.
4 Rancho Circle
Lake Forest, California 92630
949-460-9600

3.0 Project Summary:

3.1 Product Type: Dual Smoke Vent

3.2 Series/Model: 4896 Manual Release

3.3 Compliance Statement: Results obtained are tested values and were secured by using the designated test methods. Test specimen description and results are reported herein.

3.4 Test Dates: 12/09/2014 – 12/09/2014

3.5 Test Record Retention End Date: All test records for this report will be retained until December 09, 2018.

3.6 Test Location: Architectural Testing, Inc. test facility in Lake Forest, California.

3.7 Test Sample Source: The test specimen was provided by the client. Representative samples of the test specimens will be retained by Architectural Testing for a minimum of four years from the test completion date.

3.8 Drawing Reference: The test specimen drawings have been reviewed by Architectural Testing and are representative of the test specimens reported herein. Test specimen construction was verified by Architectural Testing per the drawings located in Appendix B. Any deviations are documented herein or on the drawings.

3.9 List of Official Observers:

<u>Name</u>	<u>Company</u>
Bob Sampson	RCS Consulting
Ryan Marshall	Skyco Skylights
Patrick Walsh	Skyco Skylights
Jarod S. Hardman	Architectural Testing, Inc.

4.0 Test Methods:

ASTM E 283-04, *Test Method for Determining Rate of Airflow Through Exterior Windows, Curtain Walls and Doors Under Specified Pressure Differences Across the Specimen.*

ASTM E 331-00, *Test Method for Water Penetration of Exterior Windows, Curtain Walls and Doors by Uniform Static Air Pressure Difference.*

5.0 Test Specimen Description:

5.1 Product Sizes:

Overall Area: 3.38 m ² (36.37 ft ²)	Width		Length	
	Millimeters	Inches	Millimeters	Inches
Overall size	2546	100-1/4	1327	52-1/4
Outside curb dimension	2521	99-1/4	1302	51-1/4

	Dimension	
	Millimeters	Inches
Dome Thickness (Min.)	3	0.12
Dome Height	289	11-1/4
Dome Width	2489	98
Dome Length	610	24
	Mass	
	Kilograms	Pounds
Dome Weight	5.4	12.0

5.0 Test Specimen Description: (Continued)

5.2 Frame Construction:

Frame Member	Material	Drawing #
Frame	18 gauge galvanized steel	See attached Drawing #ULBS100 and Drawing # ULBE100.
Gutter	18 gauge galvanized steel	See attached Drawing #ULGU100.
Gutter	18 gauge galvanized steel	Latch bracket, see attached Drawing #LATC100, welded to the gutter 3" from each end on both side of gutter.
Gutter	14 gauge galvanized steel	Latch arm, see attached Drawing #LARM100, secured to each latch bracket with one #10 x 3/4" shoulder bolt.
Frame	12 gauge galvanized steel	Lower shock bracket, see attached Drawing #ULSB100, located at each frame corner and secured with three 1/2" x 3/4" hex head bolts through predrilled holes.
Frame	10 gauge galvanized steel	Hinge, see attached drawing #ULHI100, located at each frame corner on long edge and mid-span of long edge, secured with two 1/2" x 3/4" hex head bolts through predrilled holes.

	Joinery Type	Detail
Frame corners	Mitered	Corners welded along exterior side of miter.
Gutter	Pierced	Welded along bottom and sides of channel to frame union at exterior side.

5.3 Vent Construction:

Vent Member	Material	Description
Frame	Galvanized steel	See attached Drawing #ULDS100 and Drawing # ULDE100.
Perimeter cap	Aluminum	See attached Drawing #ULCS100 and Drawing #ULCE100.
Frame	14 gauge galvanized steel	Striker bracket, see attached Drawing #STRB100, welded to corners of frame directly opposite gutter.

5.0 Test Specimen Description: (Continued)

5.0 Vent Construction: (Continued)

Vent Member	Material	Description
Frame	14 gauge galvanized steel	Striker yoke, see attached Drawing #STRY100, welded to striker bracket directly opposite latch arm.
Frame	14 gauge galvanized steel	Upper shock channel, see attached Drawing #ULSC100, positioned parallel to short edge of frame at ends of vents, welded to each end overlapping striker bracket above gutter and frame.
Frame	14 gauge galvanized steel	Center shock channel, see attached Drawing #ULCC100, located mid span of long edge of frame parallel to short ends, welded at each end overlapping frame.

	Joinery Type	Detail
Frame corners	Mitered	Corners welded along exterior side of miter.
Perimeter cap	Mitered	Corners welded along exterior side miter and secured to vent frame with #10 x 1/2" hex head screws 3" from each corner and 12" on center spacing.

5.4 Weatherstripping:

Description	Quantity	Location
EPDM "D" gasket	1 row	Peel and stick applied around the top perimeter of each vent opening.

5.5 Glazing: *No conclusions of any kind regarding the adequacy or inadequacy of the glass in any glazed test specimen(s) can be made.*

Glass Type	Glazing	Glazing Method
Monolithic	0.118" Polycarbonate	Sealed top and bottom at perimeter of dome with silicone sealant and secured to vent frame with perimeter cap.

5.0 Test Specimen Description: (Continued)**5.5 Glazing:** (Continued)

Location	Quantity	Daylight Opening		Glass Bite
		millimeters	inches	
Dome	2	2438 x 559	96 x 22	1"

5.6 Drainage: No drainage was utilized.

5.7 Hardware:

Description	Quantity	Location
Gas filled 225lb. Lifting Shock	4	See attached drawing #ULGS225, attached to upper shock channel on vent frame and lower shock bracket on curb frame with one 3/8" x 1-3/4" clevis pin at each end.
Shock lock	2	See attached Drawing #ULSL100, secured over base of lifting shock at curb frame, one per vent and retained with clevis pin securing lifting shock at base and behind lifting shock with one #10 x 1-1/2" hex head tek screw at opposing end.
Latch cable assembly	2	See attached Drawing #ASSY007, secured at ends with S-hooks, see attached Drawing #ASSY010.
Link cable assembly	2	See attached Drawing #ASSY008, secured at end with S-hook and coil spring, see attached Drawing #ASSY010.
Pull cable assembly	2	See attached Drawing #ASSY009, secured at end with S-hook and coil spring, see attached Drawing #ASSY010.

5.8 Reinforcement: No reinforcement was utilized.

5.9 Screen Construction: No screen was utilized.

6.0 Installation: The specimens were witnessed during installation by Architectural Testing, Inc. personnel and checked for compliance with manufacturer installation instructions.

The specimen was installed onto a nominal 2x4 Spruce-Pine-Fir curb. The rough opening allowed for a 1/2" shim space. A bead of silicone sealant was applied to the top side of the curb and the skylight was compressed against the curb.

Location	Anchor Description	Anchor Location
Full perimeter of smoke vent	#10 x 1-3/4" slotted hex head screw with neoprene bonded steel washer	3" from each corner and 12" on center spacing.

7.0 Test Results: The temperature during testing was 22°C (72°F). The results are tabulated as follows:

Title of Test	Results	Allowed	Note
Air Leakage, per ASTM E 283 at 75 Pa (1.6 psf)	0.1 L/s/m ² (0.01 cfm/ft ²)	Report only	1
Air Leakage, per ASTM E 283 at 300 Pa (6.2 psf)	<0.1 L/s/m ² (<0.01 cfm/ft ²)	Report only	1
Water Penetration, per ASTM E 331 at 580 Pa (12.11 psf)	Pass	No leakage	

General Note: All testing was performed in accordance with the referenced standard(s).

Note #1: Air infiltration testing allowable not specified for product type.

Architectural Testing will service this report for the entire test record retention period. Test records that are retained such as detailed drawings, datasheets, representative samples of test specimens, or other pertinent project documentation will be retained by Architectural Testing, Inc. for the entire test record retention period.

This report does not constitute certification of this product nor an opinion or endorsement by this laboratory. It is the exclusive property of the client so named herein and relates only to the specimens tested. This report may not be reproduced, except in full, without the written approval of Architectural Testing, Inc.

For ARCHITECTURAL TESTING, Inc.

Jarod S. Hardman
Laboratory Manager

Leaton Kirk
Director – Regional Operations

JSH:ss

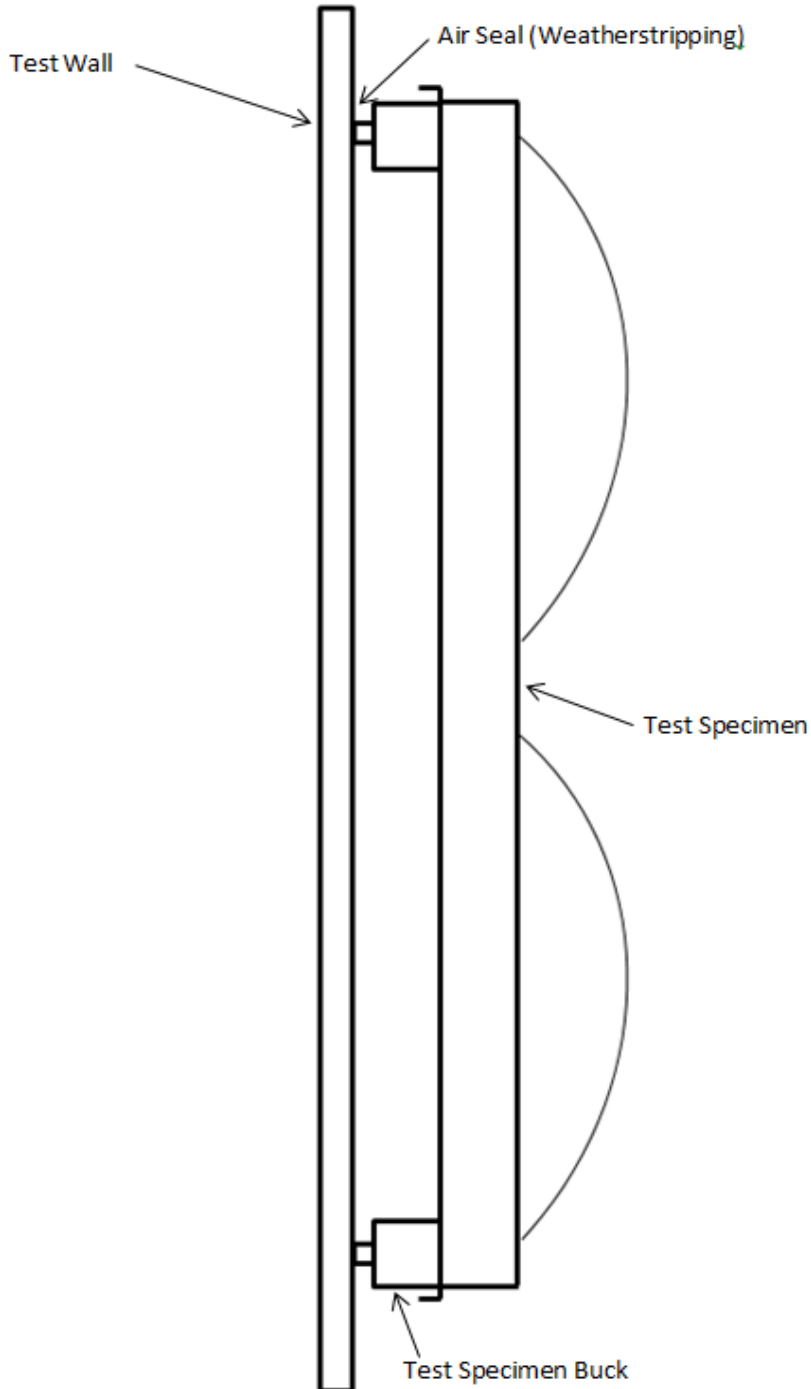
Attachments (pages): This report is complete only when all attachments listed are included.

Appendix-A: Location of Air Seal (1)

Appendix B: Drawings (35)

Appendix A

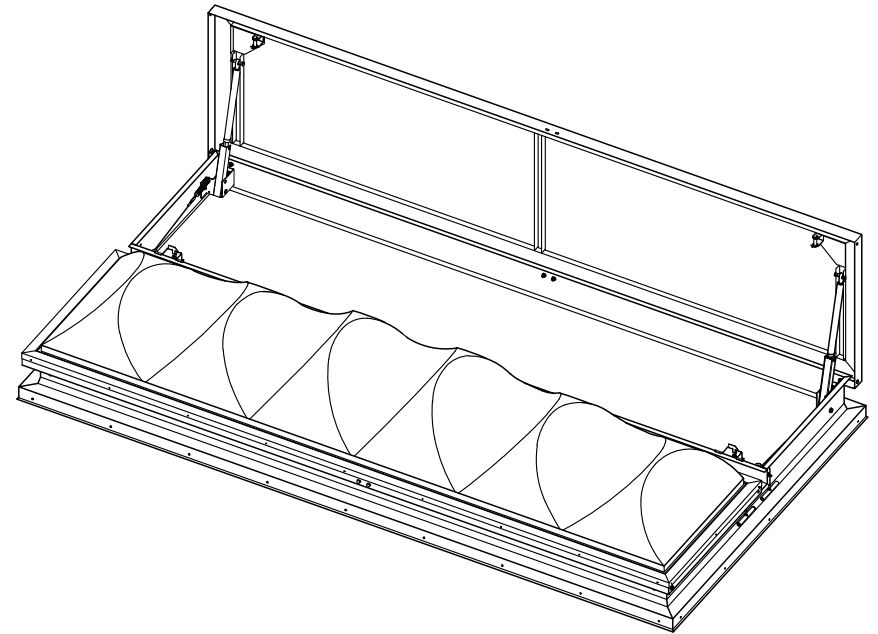
Location of Air Seal: The air seal between the test specimen and the test wall is detailed below. The seal is made of foam weatherstripping and is attached to the edge of the test specimen buck. The test specimen buck is placed against the test wall and clamped in place, compressing the weatherstripping and creating a seal.





Appendix B
























Drawings



PAGE	ILLUSTRATION	DESCRIPTION
01		INDEX - UL SMOKE VENT CM
02		PARTS LIST - UL SMOKE VENT CM
03		HARDWARE LIST - UL SMOKE VENT CM
04	ASSY001	BASE ASSEMBLY DIAGRAM
05	ASSY002	STRIKER ASSEMBLY DAGRAM
06	ASSY003	DOME FRAME ASSEMBLY DIAGRAM
07	ASSY004	DOMED LID ASSEMBLY DIAGRAM
08	ASSY005	INSULATED LID ASSEMBLY DIAGRAM
09	ASSY006	LATCH ASSEMBLY DIAGRAM
10	ASSY007	LATCH CABLE ASSEMBLY DIAGRAM
11	ASSY008	LINK CABLE ASSEMBLY DIAGRAM
12	ASSY009	PULL CABLE ASSEMBLY DIAGRAM
13	ASSY010	BASE HARDWARE ASSEMBLY DIAGRAM
14	ASSY011	SHOCK AND HARDWARE ASSEMBLY DIAGRAM / SECTION DETAIL
15	ULLL100	LID LINER
16	ULLI100	LID
17	ULBS100	UL CM BASE 5.500" - SIDES
18	ULBE100	UL CM BASE 5.500" - ENDS
19	ULGU100	UL GUTTER
20	ULSL100	SHOCK LOCK
21	ULDS100	DOME FRAME - SIDES
22	ULDE100	DOME FRAME - ENDS
23	LATC100	LATCH BRACKET
24	LARM100	LATCH ARM
25	STRY100	STRIKER YOKE
26	STRB100	STRIKER BRACKET
27	ULSC100	UPPER SHOCK CHANNEL
28	ULCC100	CENTER CHANNEL
29	ULSB100	LOWER SHOCK BRACKET
30	ULHI100	HINGE
31	ULCS100	UL CAP - SIDES
32	ULCE100	UL CAP - ENDS
33	PULL100	3" LONG PULL HANDLE
34	ULGS225	GAS FILLED 225 LB. LIFTING SHOCK
35	DOME100	2498 SKY PRO DOME



 Architectural Testing	Report #:	E3508-301-44
	Date:	01/08/2015
	Verified by:	<i>[Signature]</i>

ITEM NO.	PAGE	REFERENCE	DESCRIPTION	MATERIAL	FINISH	QUANTITY
1.	15		LID LINER	20 GA. (0.0396) ASTM A TYPE B	G90 GALVANIZED	1
2.	16		LID	18 GA. (0.0516) ASTM A TYPE B	G90 GALVANIZED	1
3.	17		UL CM BASE 5.500" - SIDES	18 GA. (0.0516) ASTM A TYPE B	G90 GALVANIZED	2
4.	18		UL CM BASE 5.500" - ENDS	18 GA. (0.0516) ASTM A TYPE B	G90 GALVANIZED	2
5.	19		UL GUTTER	18 GA. (0.0516) ASTM A TYPE B	G90 GALVANIZED	1
6.	20		SHOCK LOCK	18 GA. (0.0516) ASTM A TYPE B	G90 GALVANIZED	4
7.	21		DOME FRAME - SIDES	16 GA. (0.0635) ASTM A TYPE B	G90 GALVANIZED	2
8.	22		DOME FRAME - ENDS	16 GA. (0.0635) ASTM A TYPE B	G90 GALVANIZED	2
9.	23		LATCH BRACKET	12 GA. (0.1084) ASTM A TYPE B	G90 GALVANIZED	4
10.	24		LATCH ARM	14 GA. (0.0785) ASTM A TYPE B	G90 GALVANIZED	4
11.	25		STRIKER YOKE	14 GA. (0.0785) ASTM A TYPE B	G90 GALVANIZED	4
12.	26		STRIKER BRACKET	14 GA. (0.0785) ASTM A TYPE B	G90 GALVANIZED	4
13.	27		UPPER SHOCK CHANNEL	14 GA. (0.0785) ASTM A TYPE B	G90 GALVANIZED	4
14.	28		CENTER CHANNEL	14 GA. (0.0785) ASTM A TYPE B	G90 GALVANIZED	2
15.	29		LOWER SHOCK BRACKET	12 GA. (0.1084) ASTM A TYPE B	G90 GALVANIZED	4
16.	30		HINGE	10 GA. (0.1382) ASTM A TYPE B	G90 GALVANIZED	8
17.	31		UL CAP - SIDES	0.063"THK. 6063-T5 ALUMINUM	MILL	2
18.	32		UL CAP - ENDS	0.063"THK. 6063-T5 ALUMINUM	MILL	2
19.	33		3" LONG PULL HANDLE 0.375 DIA. X .049 WALL	6061-T6 ALUMINUM	MILL	2
20.	34		GAS FILLED 225 LB. LIFTING SHOCK	VARIES	VARIES	4
21.	35		SKY PRO DOME	0.118"THK. CLASS CC1 POLYCARBONATE	HIGH WHITE	1
				 Report #: E3508-301-44 Date: 01/08/2015 Verified by: 		
			2995 AIRWAY AVENUE, SUITE B COSTA MESA, CALIFORNIA 92626 Phone (949) 629-4090 Fax (949) 629-4088	PARTS LIST - UL SMOKE VENT CM		SHEET: 02 OF: 35

ITEM NO.	REFERENCE	DESCRIPTION	FINISH	COMMENTS	QUANTITY
1.		#8-32 #1 MIDGET TURNBUCKLE - 4.625 EYE TO EYE	ZINC	LATCH CABLE ASSEMBLY PAGE #10	2
2.		#10-16 X 0.500 HEX HEAD TEK SCREW	ZINC	AT DOME ASSY. & LID ASSY. (#7 & 8)	44
3.		#10-16 X .0750 HEX HEAD TEK SCREW	ZINC	AT "D" GASKETS (#4)	20
4.		#10-24 HEX HEAD FLANGE NUT - NYLOC	ZINC	AT LATCH ASSEMBLY (#9)	4
5.		#10-24 HEX HEAD FLANGE NUT	ZINC	2 AT EA. EYE BOLT	8
6.		#10-24 X 1.250 OPEN EYE BOLT	ZINC	CABLE ASSEMBLIES (#11 & 12)	4
7.		0.250 X 0.750 HEX HEAD BOLT	ZINC	LOWER SHOCK BRACKET (#13)	12
8.		0.250 X 0.750 HEX HEAD BOLT	ZINC	AT EACH HINGE MOUNT	22
9.		0.250-20 HEX HEAD NUT - NYLOC	ZINC	AT EACH HINGE PIVOT	6
10.		0.250-20 HEX HEAD FLANGE NUT	ZINC	AT EACH HINGE MOUNT	28
11.		0.250 SAE FLAT WASHER	ZINC	AT LATCH (#9) & HINGE ASSY. (#14)	32
12.		SHOULDER BOLT 0.250 X 0.375 SHOULDER #10-24 X 0.750 OVERALL	ZINC	AT LATCH ASSEMBLY (#9)	4
13.		CLEVIS PIN 0.375 DIA. X 1.750	ZINC	AT EA. END OF LIFTING SHOCK	8
14.		HITCH PIN 1.750 X 0.063	ZINC	AT EA. CLEVIS PIN	8
15.		0.750 PULLEY - DIE CAST ALLOY	NICKEL PLATE	AT EA. EYE BOLT (#11 & #12)	4
16.		"S" HOOK 0.120 X 1.00 - HEAVY DUTY	ZINC	AT CABLE ASSEMBLIES (#10, 11 & 12)	8
17.		28 COIL SPRING 3.050 LONG - 0.080 DIA MUSIC WIRE	UNFINISHED	AT CABLE ASSEMBLIES (#11 & 12)	4
18.		1/16" COPPER OVAL SLEEVE	UNFINISHED	CABLE ASSEMBLIES (#10, 11, 12 & 14)	18
19.		0.060" - 7 STRAND STEEL CABLE - 240.00	GALVANIZED	AT CABLE ASSEMBLIES (#10, 11 & 12)	1
20.		FUSIBLE LINK		AT CABLE ASSEMBLY (#11)	2
21.		1"THK. RIGID INSULATION 21.000 X 95.000		AT LID ASSEMBLY ASSY005 (#8)	1
22.		0.250 NEOPRENE WASHER	BLACK	AT HEX HEADS @ ASSY010/ULSB100	12
23.		EPDM 'D' GASKET - 240.00 LONG	BLACK	AT ASSY001 (#4)	2

 Architectural Testing	Report #:	E3508-301-44
	Date:	01/08/2015
	Verified by:	



2995 AIRWAY AVENUE, SUITE B
COSTA MESA, CALIFORNIA 92626
Phone (949) 629-4090 Fax (949) 629-4088

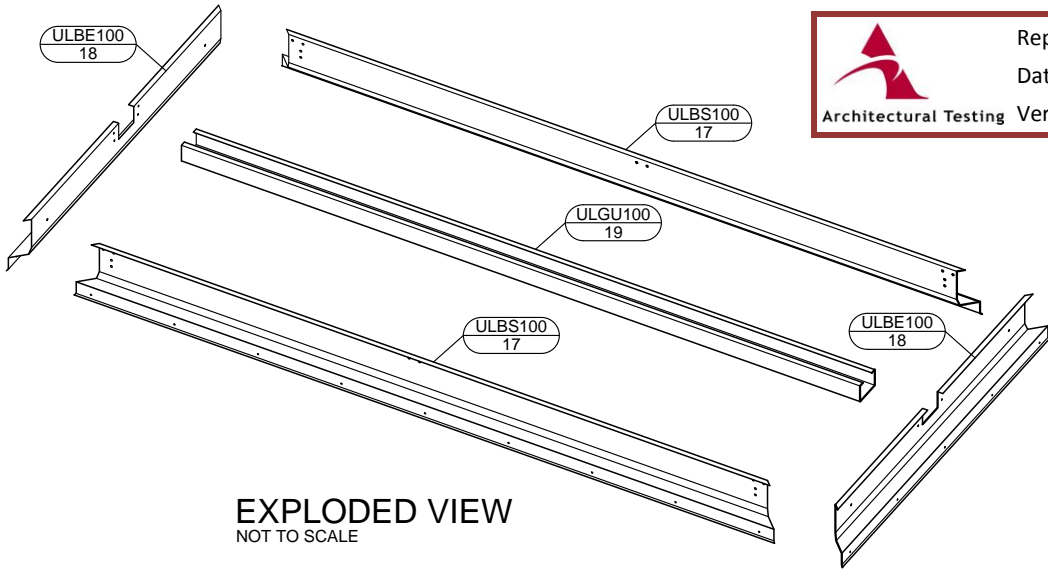
HARDWARE LIST - UL SMOKE VENT CM



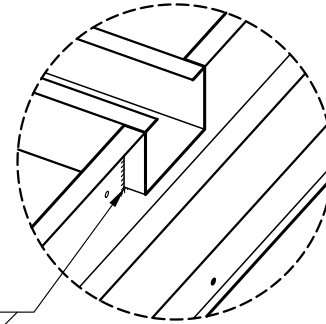
Architectural Testing Verified by: *[Signature]*

Report #: E3508-301-44

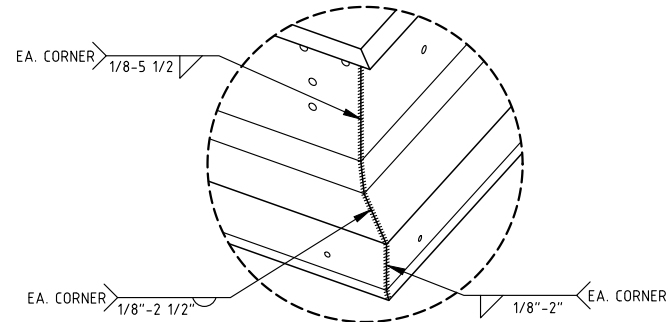
Date: 01/08/2015



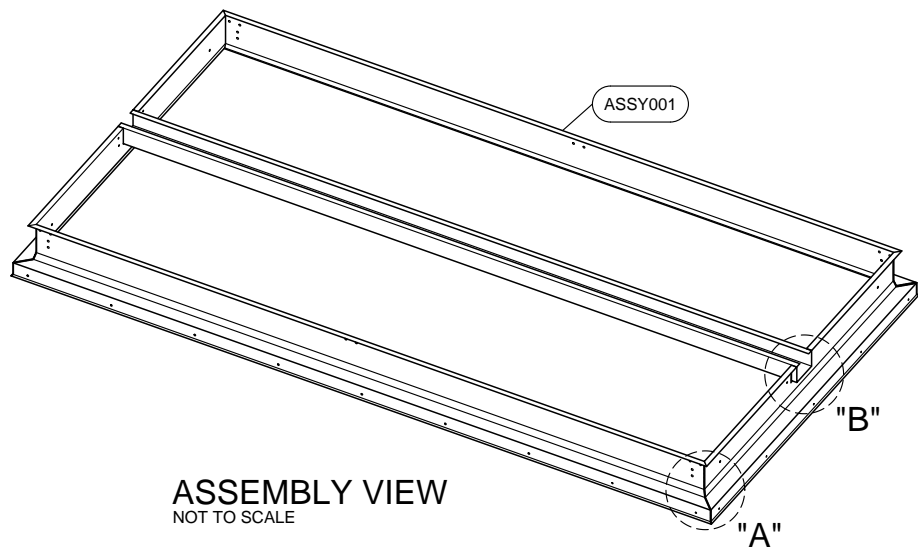
EXPLODED VIEW
NOT TO SCALE



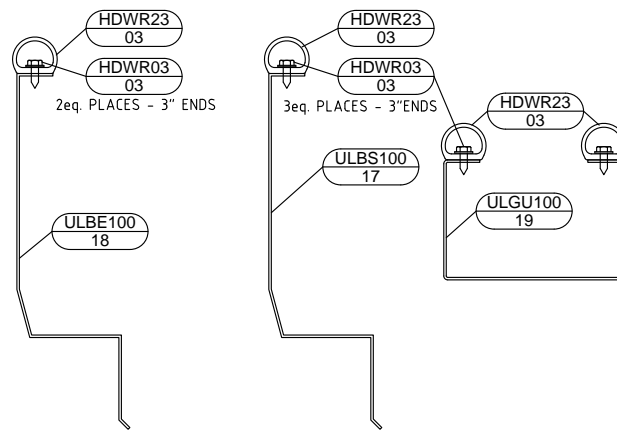
VIEW DETAIL "B"
NOT TO SCALE



VIEW DETAIL "A"
NOT TO SCALE



ASSEMBLY VIEW
NOT TO SCALE



GASKETING DETAILS

SCALE : 3" = 1'-0"

NOTE : GASKETS OMITTED FROM DETAILS FOR CLARITY

PART PAGE	QTY.
LEGEND	
ULBS100 17 UL CM BASE 5.500"-SIDES	2
ULBE100 18 UL CM BASE 5.500"-ENDS	2
ULGU100 19 UL GUTTER	1
HDWR23 03 'D' GASKET - 240.000 LG.	2
HDWR03 03 #10-16 X 3/4" TEK SCREW	20



DESCRIPTION : CM BASE ASSEMBLY DIAGRAM

MATERIAL : VARIES

2995 AIRWAY AVENUE, SUITE B
COSTA MESA, CALIFORNIA 92626
Phone (949) 629-4090 Fax (949) 629-4088

THE INFORMATION CONTAINED HEREIN IS CONFIDENTIAL AND PROPRIETARY TO SKYCO SKYLIGHTS. NO PART MAY BE DISTRIBUTED OR DISCLOSED IN ANY FORM TO A THIRD PARTY WITHOUT WRITTEN PERMISSION OF SKYCO SKYLIGHTS.

FINISH: VARIES

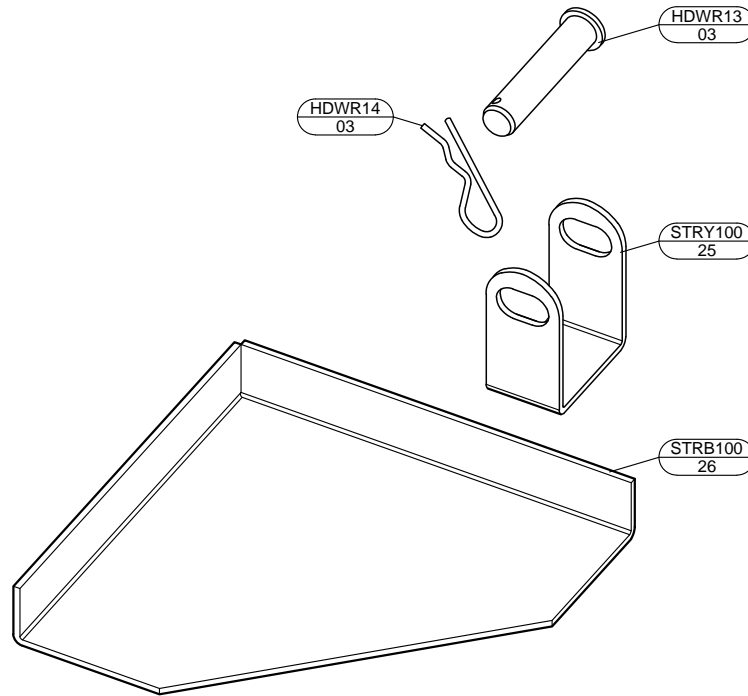
UNLESS OTHERWISE SPECIFIED DIMENSIONS ARE IN INCHES. TOLERANCES ARE:
DECIMAL ANGLES
X.XXX: 0.010 ±0.2°

DRAWING NUMBER:

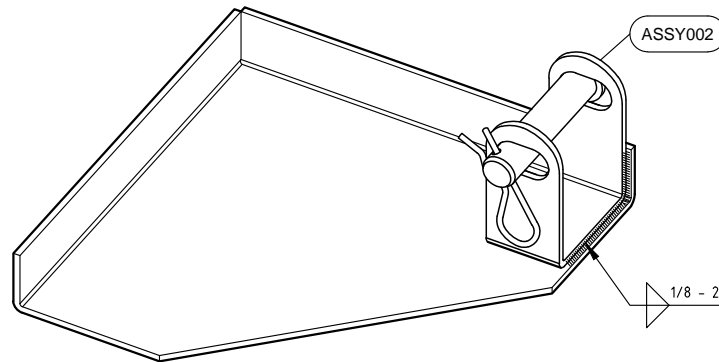
ASSY001

DATE : 10/31/14

SHEET: 04 OF: 35



EXPLODED VIEW
NOT TO SCALE



ASSEMBLY VIEW
NOT TO SCALE

	Report #:	E3508-301-44
	Date:	01/08/2015
	Architectural Testing Verified by:	<i>[Signature]</i>

PART PAGE	QTY.
LEGEND	
STRY100 25	1
STRIKER YOKE	
STRB100 26	1
STRIKER BRACKET	
HDWR13 03	1
CLEVIS PIN 1 3/4"	
HDRW14 PAGE	1
1 1/4" X 1/16" HITCH PIN	



DESCRIPTION : STRIKER ASSEMBLY DIAGRAM

MATERIAL : VARIES

2995 AIRWAY AVENUE, SUITE B
COSTA MESA, CALIFORNIA 92626
Phone (949) 629-4090 Fax (949) 629-4088

THE INFORMATION CONTAINED HEREIN IS CONFIDENTIAL AND PROPRIETARY TO SKYCO SKYLIGHTS. NO PART MAY BE DISTRIBUTED OR DISCLOSED IN ANY FORM TO A THIRD PARTY WITHOUT WRITTEN PERMISSION OF SKYCO SKYLIGHTS.

FINISH: VARIES

UNLESS OTHERWISE SPECIFIED DIMENSIONS ARE IN INCHES. TOLERANCES ARE:
DECIMAL ANGLES
X.XXX: 0.010 ±0.2°

DRAWING NUMBER:

ASSY002

DATE :

08/21/14

SHEET: 05

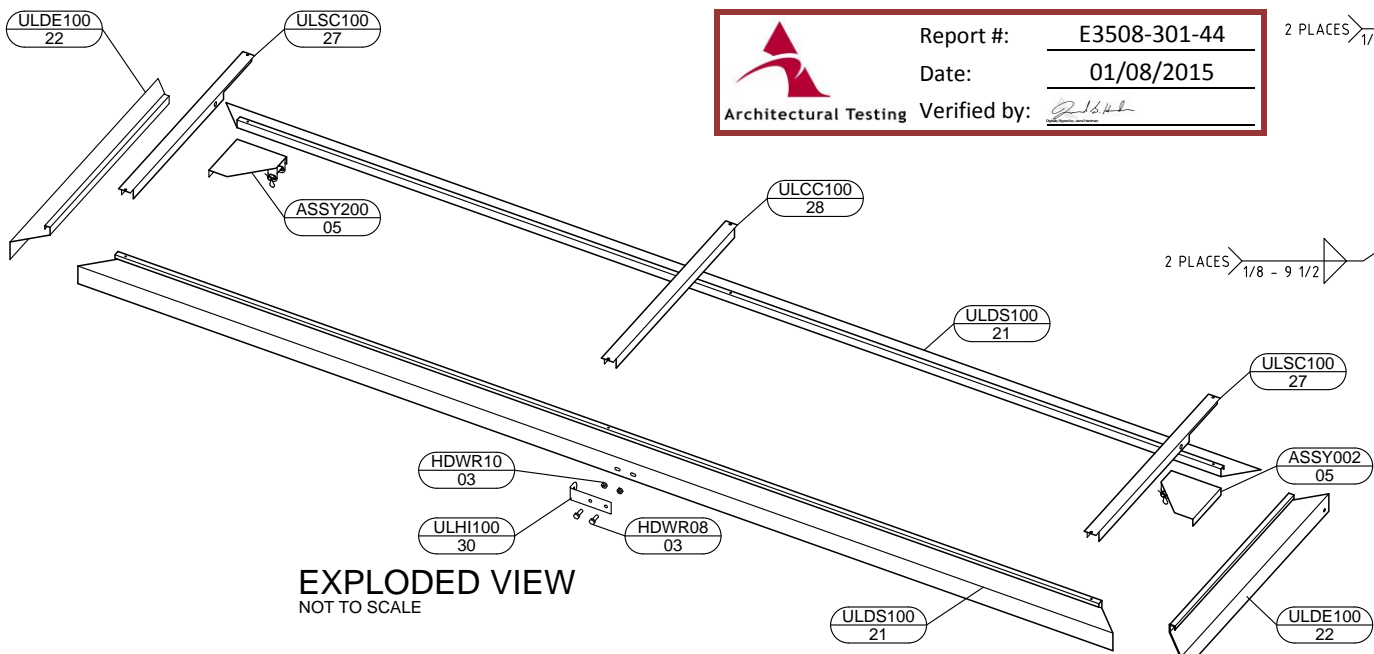
OF: 35



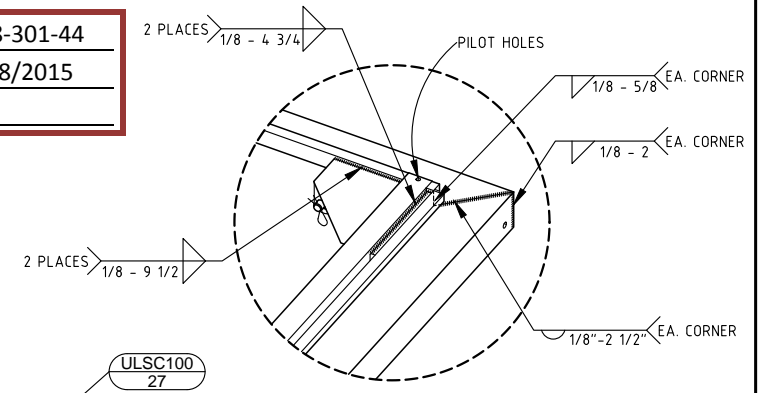
Report #: E3508-301-44

Date: 01/08/2015

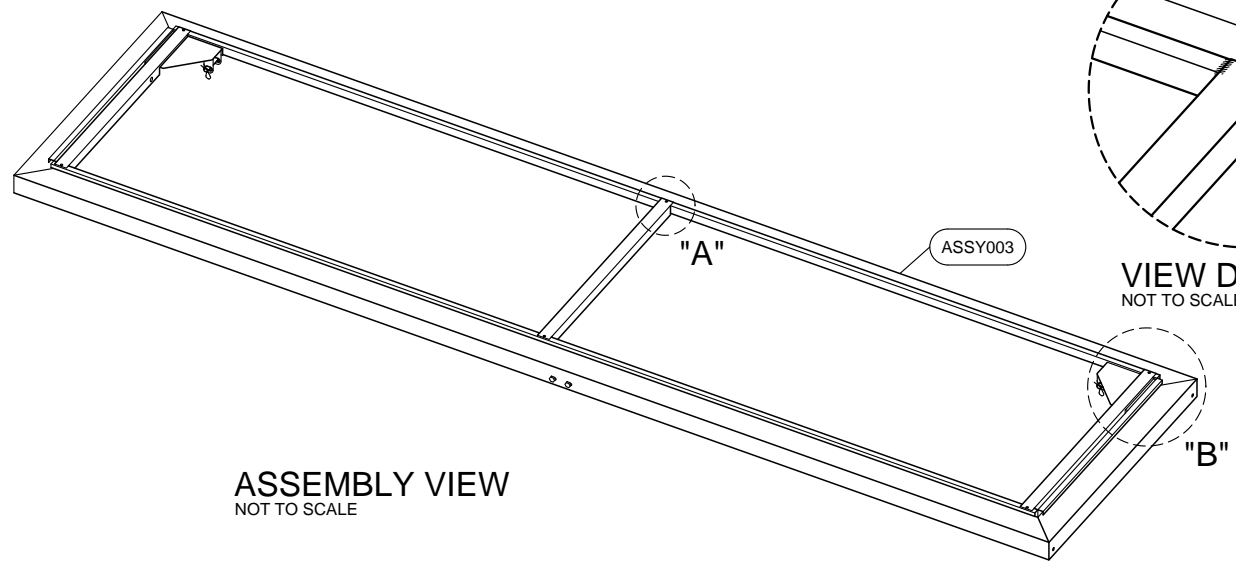
Architectural Testing Verified by: *[Signature]*



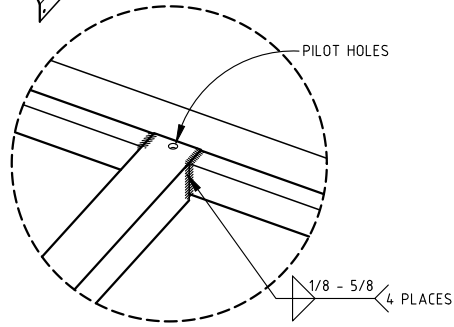
EXPLODED VIEW
NOT TO SCALE



VIEW DETAIL "B"
NOT TO SCALE



ASSEMBLY VIEW
NOT TO SCALE



VIEW DETAIL "A"
NOT TO SCALE

PART PAGE
LEGEND

PART	QTY.
ULDS100 21 DOME FRAME - SIDES	2
ULDE100 22 DOME FRAME - ENDS	2
ULSC100 27 UPPER SHOCK CHANNEL	2
ULCC100 28 CENTER CHANNEL	1
ASSY002 05 STRIKER ASSEMBLY DIA.	2
ULHI100 30 HINGE	1
HDWR08 03 1/4"-20 X 3/4" HEX BOLT	2
HDWR10 03 1/4"-20 HEX FLANGE NUT	2



DESCRIPTION: DOME FRAME ASSEMBLY DIAGRAM

MATERIAL: VARIES

FINISH: VARIES

2995 AIRWAY AVENUE, SUITE B
COSTA MESA, CALIFORNIA 92626
Phone (949) 629-4090 Fax (949) 629-4088

THE INFORMATION CONTAINED HEREIN IS CONFIDENTIAL AND PROPRIETARY TO SKYCO SKYLIGHTS. NO PART MAY BE DISTRIBUTED OR DISCLOSED IN ANY FORM TO A THIRD PARTY WITHOUT WRITTEN PERMISSION OF SKYCO SKYLIGHTS.

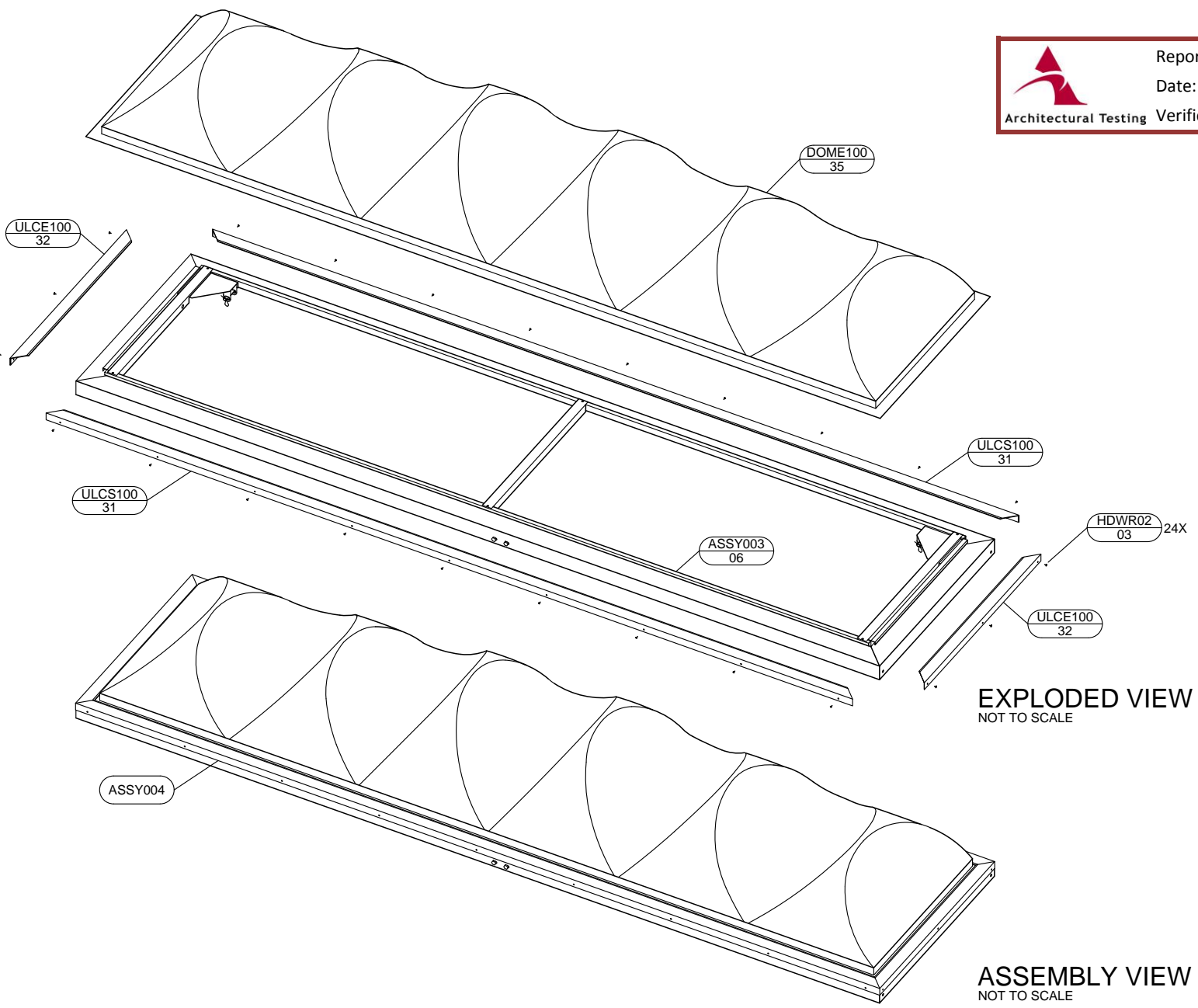
UNLESS OTHERWISE SPECIFIED DIMENSIONS ARE IN INCHES. TOLERANCES ARE:
DECIMAL ANGLES
X.XXX: 0.010 ±0.2°

DRAWING NUMBER:

ASSY003

DATE: 08/20/14

SHEET: 06
OF: 35



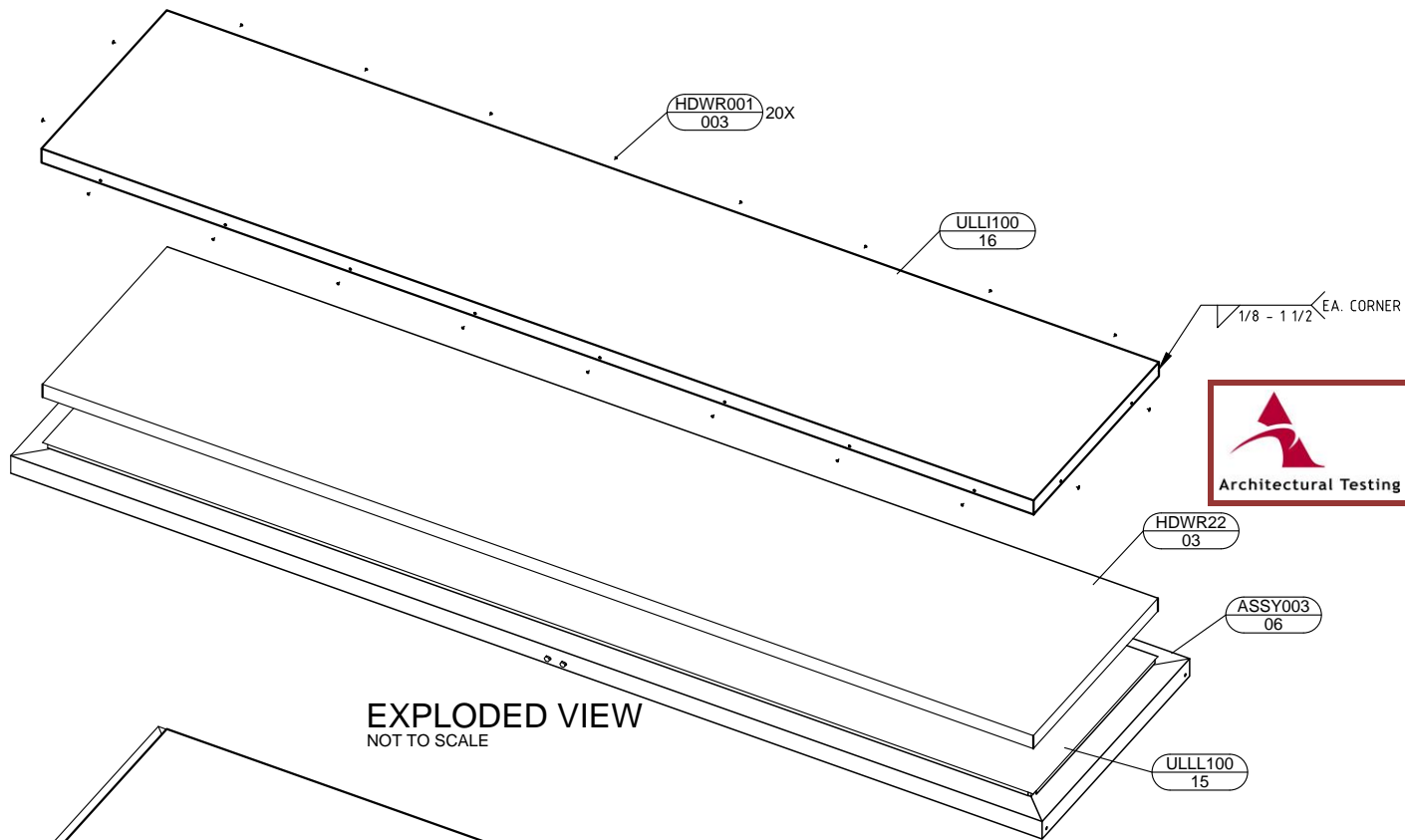
EXPLODED VIEW
NOT TO SCALE

ASSEMBLY VIEW
NOT TO SCALE

PART PAGE	QTY.
LEGEND	
DOME100 35 SKY PRO DOME	1
ASSY003 06 DOME FRAME ASSY. DIA.	1
ULCS100 31 UL CAP - SIDES	2
ULCE100 32 UL CAP - ENDS	2
HDWR02 03 #10-16 X 1/2" TEK SCREW	24

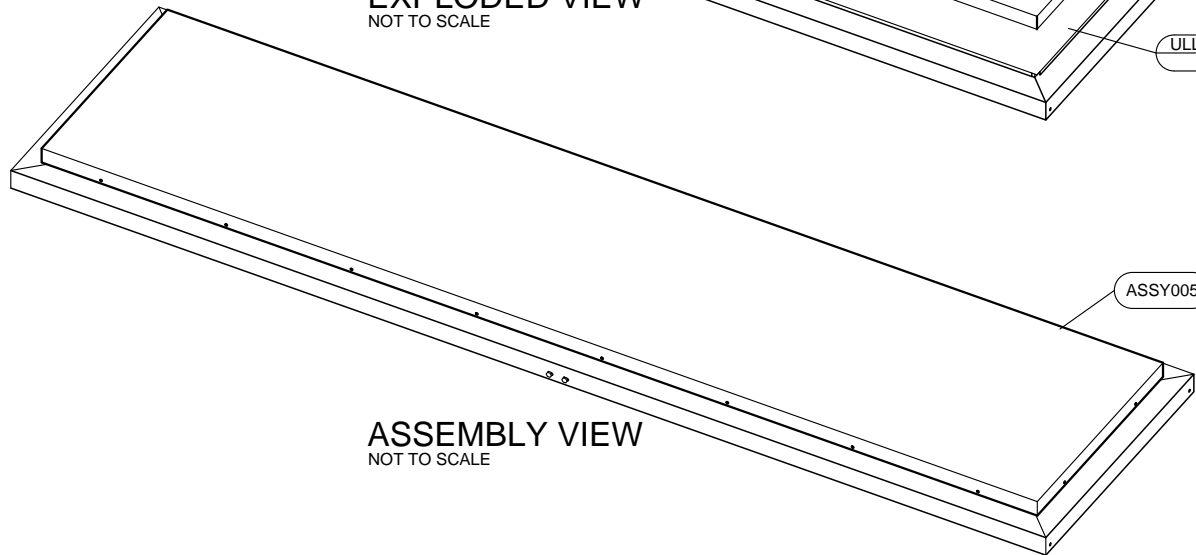


DESCRIPTION : DOMED LID ASSEMBLY DIAGRAM		DRAWING NUMBER: ASSY004	
MATERIAL : VARIES		FINISH: VARIES	
2995 AIRWAY AVENUE, SUITE B COSTA MESA, CALIFORNIA 92626 Phone (949) 629-4090 Fax (949) 629-4088	THE INFORMATION CONTAINED HEREIN IS CONFIDENTIAL AND PROPRIETARY TO SKYCO SKYLIGHTS. NO PART MAY BE DISTRIBUTED OR DISCLOSED IN ANY FORM TO A THIRD PARTY WITHOUT WRITTEN PERMISSION OF SKYCO SKYLIGHTS.	UNLESS OTHERWISE SPECIFIED DIMENSIONS ARE IN INCHES. TOLERANCES ARE: DECIMAL ANGLES X.XXX: 0.010 ±0.2°	DATE : 08/20/14 SHEET: 07 OF: 35




 Report #: E3508-301-44
 Date: 01/08/2015
 Verified by: *[Signature]*

EXPLODED VIEW
NOT TO SCALE



ASSEMBLY VIEW
NOT TO SCALE

PART PAGE	QTY.
LEGEND	
ULLI100 16 LID	1
ULLL100 15 LID LINER	1
ASSY003 06 DOME FRAME ASSY. DIA.	1
HDWR22 003 1" RIGID INSULATION	1
HDWR02 003 #10-16 X 1/2" TEK SCREW	20



DESCRIPTION: INSULATED LID ASSEMBLY DIAGRAM

MATERIAL: G.I. ASTM A TYPE B

2995 AIRWAY AVENUE, SUITE B
COSTA MESA, CALIFORNIA 92626
Phone (949) 629-4090 Fax (949) 629-4088

THE INFORMATION CONTAINED HEREIN IS CONFIDENTIAL AND PROPRIETARY TO SKYCO SKYLIGHTS. NO PART MAY BE DISTRIBUTED OR DISCLOSED IN ANY FORM TO A THIRD PARTY WITHOUT WRITTEN PERMISSION OF SKYCO SKYLIGHTS.

FINISH: G90 GALVANIZED

UNLESS OTHERWISE SPECIFIED DIMENSIONS ARE IN INCHES. TOLERANCES ARE:
DECIMAL ANGLES
X.XXX: 0.010 ±0.2°

DRAWING NUMBER:

ASSY005

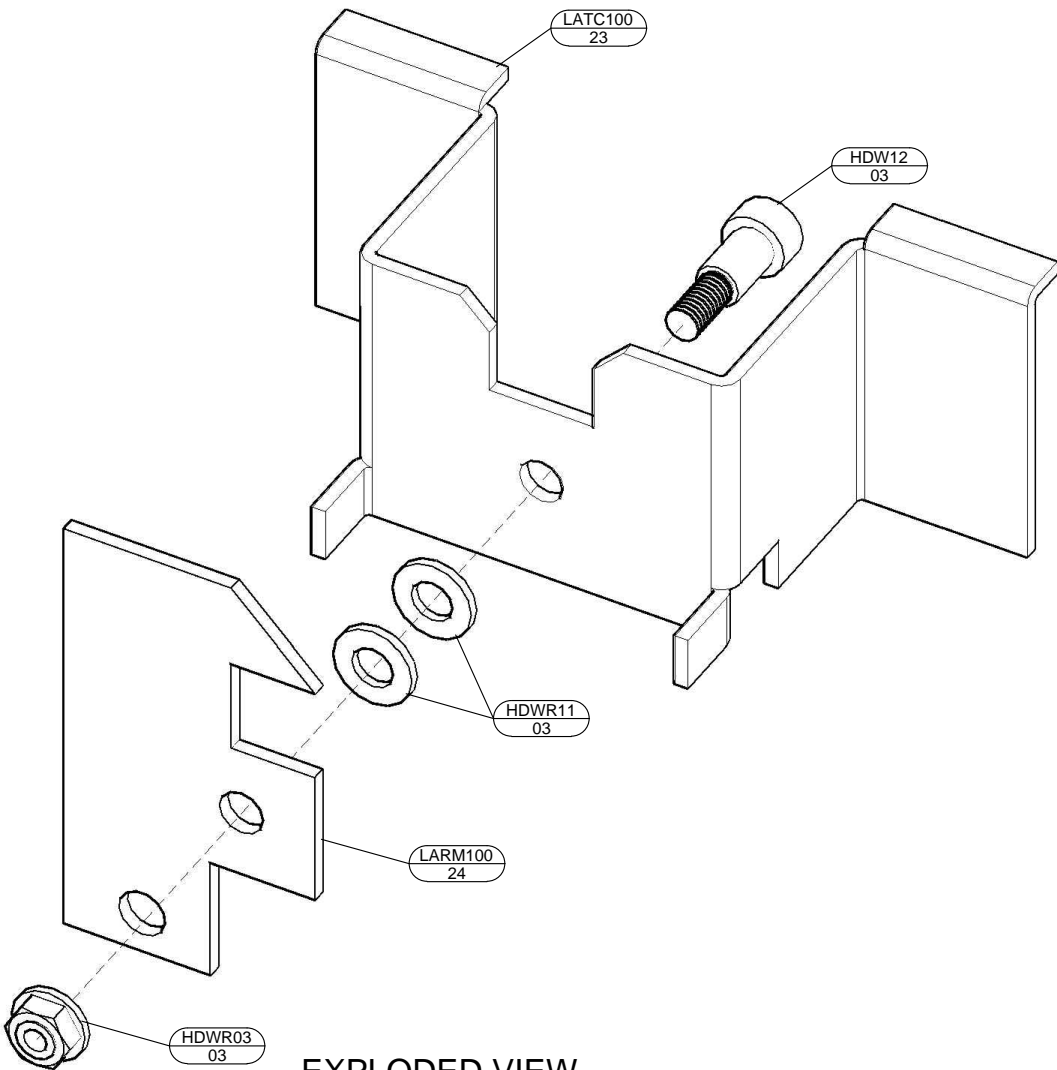
DATE:

08/21/14

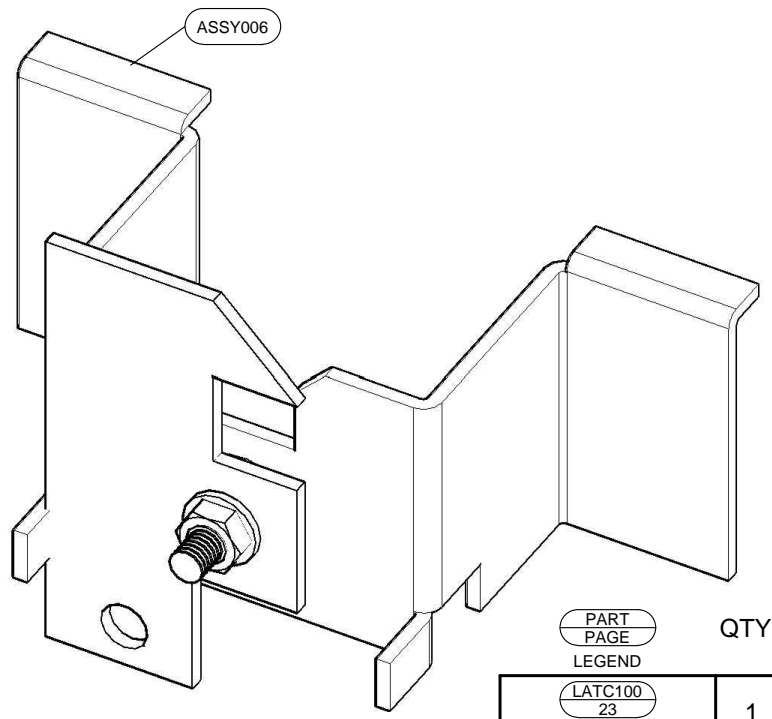
SHEET: 08

OF: 35


 Report #: E3508-301-44
 Date: 01/08/2015
 Verified by: *[Signature]*



EXPLODED VIEW
NOT TO SCALE



ASSEMBLY VIEW
NOT TO SCALE

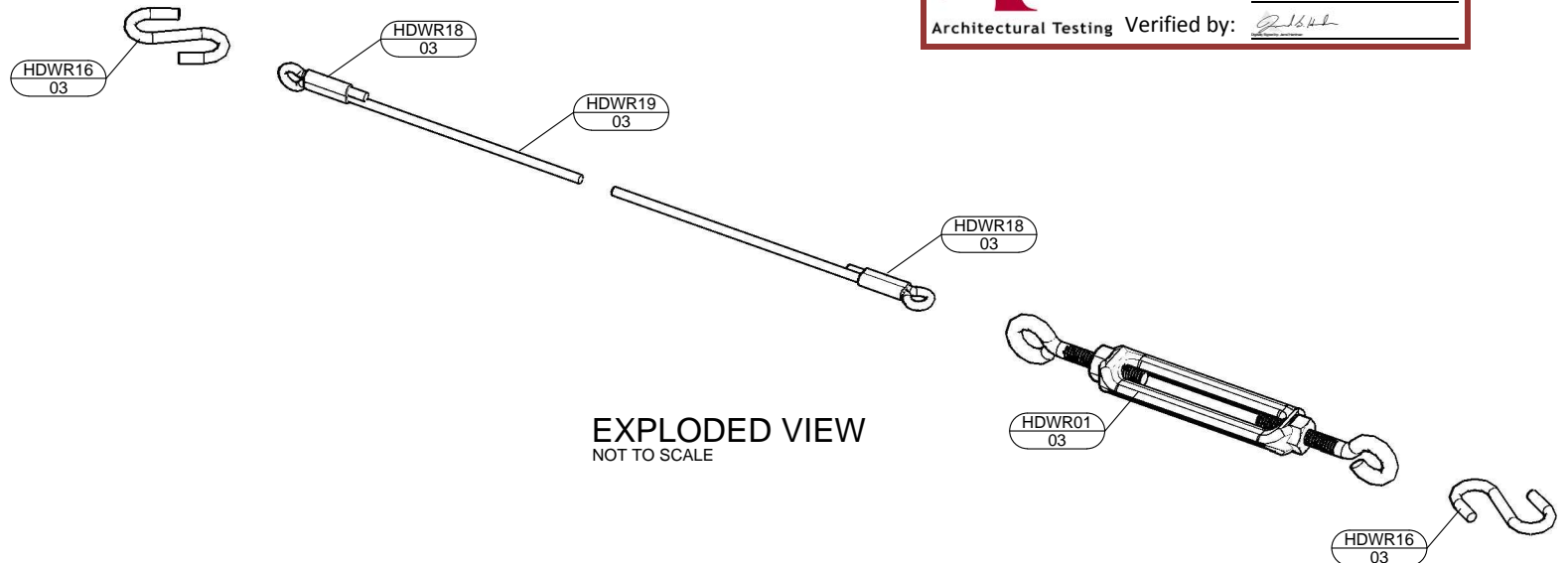
PART PAGE	QTY.
LEGEND	
LATC100 23 LATCH BRACKET	1
LARM100 24 LATCH ARM	1
HDWR12 03 SHOULDER BOLT	1
HDWR03 03 #10-24 HEX FLANGE NUT	1
HDWR11 03 1/4" SAE FLAT WASHER	2



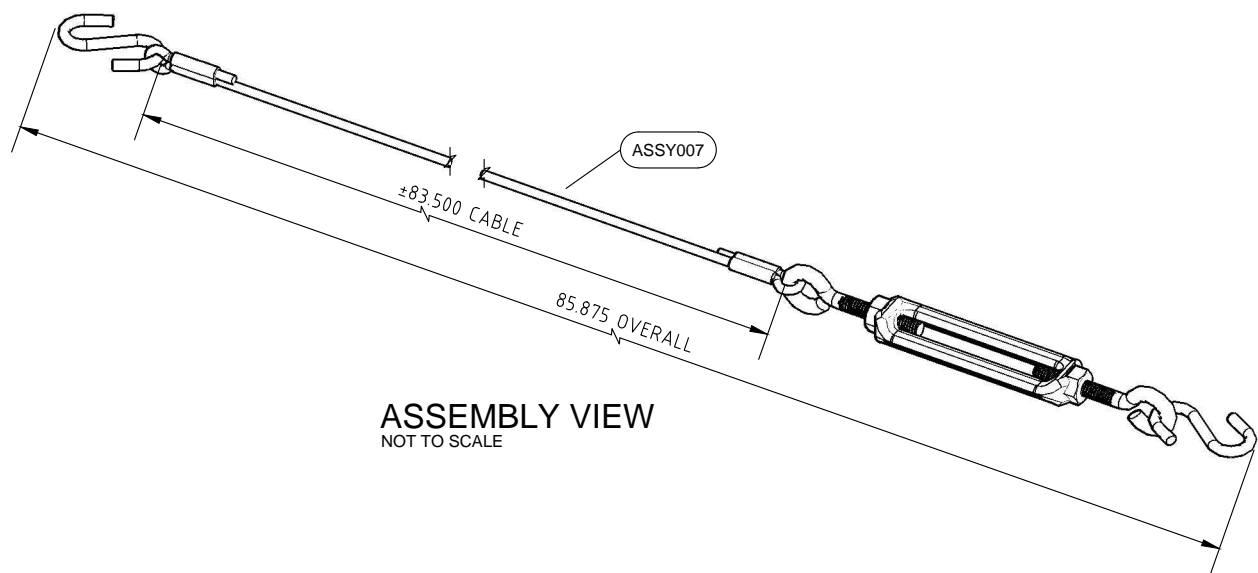
DESCRIPTION : LATCH ASSEMBLY		DRAWING NUMBER: ASSY0006	
MATERIAL : VARIES		FINISH: VARIES	
2995 AIRWAY AVENUE, SUITE B COSTA MESA, CALIFORNIA 92626 Phone (949) 629-4090 Fax (949) 629-4088	THE INFORMATION CONTAINED HEREIN IS CONFIDENTIAL AND PROPRIETARY TO SKYCO SKYLIGHTS. NO PART MAY BE DISTRIBUTED OR DISCLOSED IN ANY FORM TO A THIRD PARTY WITHOUT WRITTEN PERMISSION OF SKYCO SKYLIGHTS.	UNLESS OTHERWISE SPECIFIED DIMENSIONS ARE IN INCHES. TOLERANCES ARE: DECIMAL ANGLES X.XXX: 0.010 6.2 °	DATE : 10/23/14 SHEET: 09 OF: 35



Report #: E3508-301-44
 Date: 01/08/2015
 Verified by: *[Signature]*



EXPLODED VIEW
NOT TO SCALE



ASSEMBLY VIEW
NOT TO SCALE

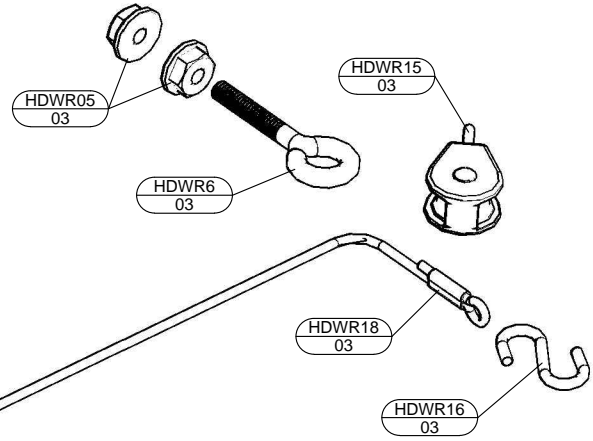
PART PAGE	QTY.
LEGEND	
HDWR19 03 .060"-7 STRAND CABLE	1
LARM100 03 COPPER OVAL SLEEVE	2
HDWR16 03 .120" X 1" "S" HOOK - HD	2
HDWR01 03 #1 MIDGET TURNBUCKLE	1



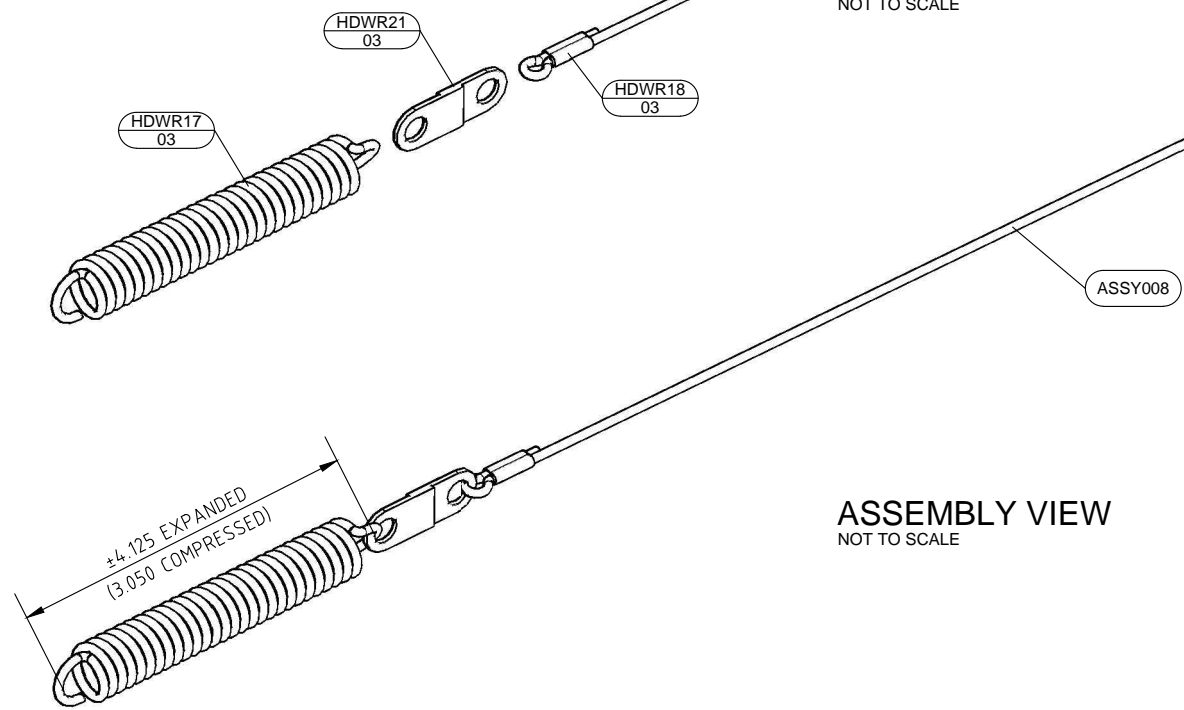
DESCRIPTION: LATCH CABLE ASSEMBLY DIAGRAM		DRAWING NUMBER: ASSY007	
MATERIAL: VARIES		FINISH: VARIES	
2995 AIRWAY AVENUE, SUITE B COSTA MESA, CALIFORNIA 92626 Phone (949) 629-4090 Fax (949) 629-4088	THE INFORMATION CONTAINED HEREIN IS CONFIDENTIAL AND PROPRIETARY TO SKYCO SKYLIGHTS. NO PART MAY BE DISTRIBUTED OR DISCLOSED IN ANY FORM TO A THIRD PARTY WITHOUT WRITTEN PERMISSION OF SKYCO SKYLIGHTS.	UNLESS OTHERWISE SPECIFIED DIMENSIONS ARE IN INCHES. TOLERANCES ARE: DECIMAL .010 X.XXX: 0.010	DATE: 08/19/14 SHEET: 10 OF 35



Report #: E3508-301-44
 Date: 01/08/2015
 Verified by: *[Signature]*



EXPLODED VIEW
 NOT TO SCALE

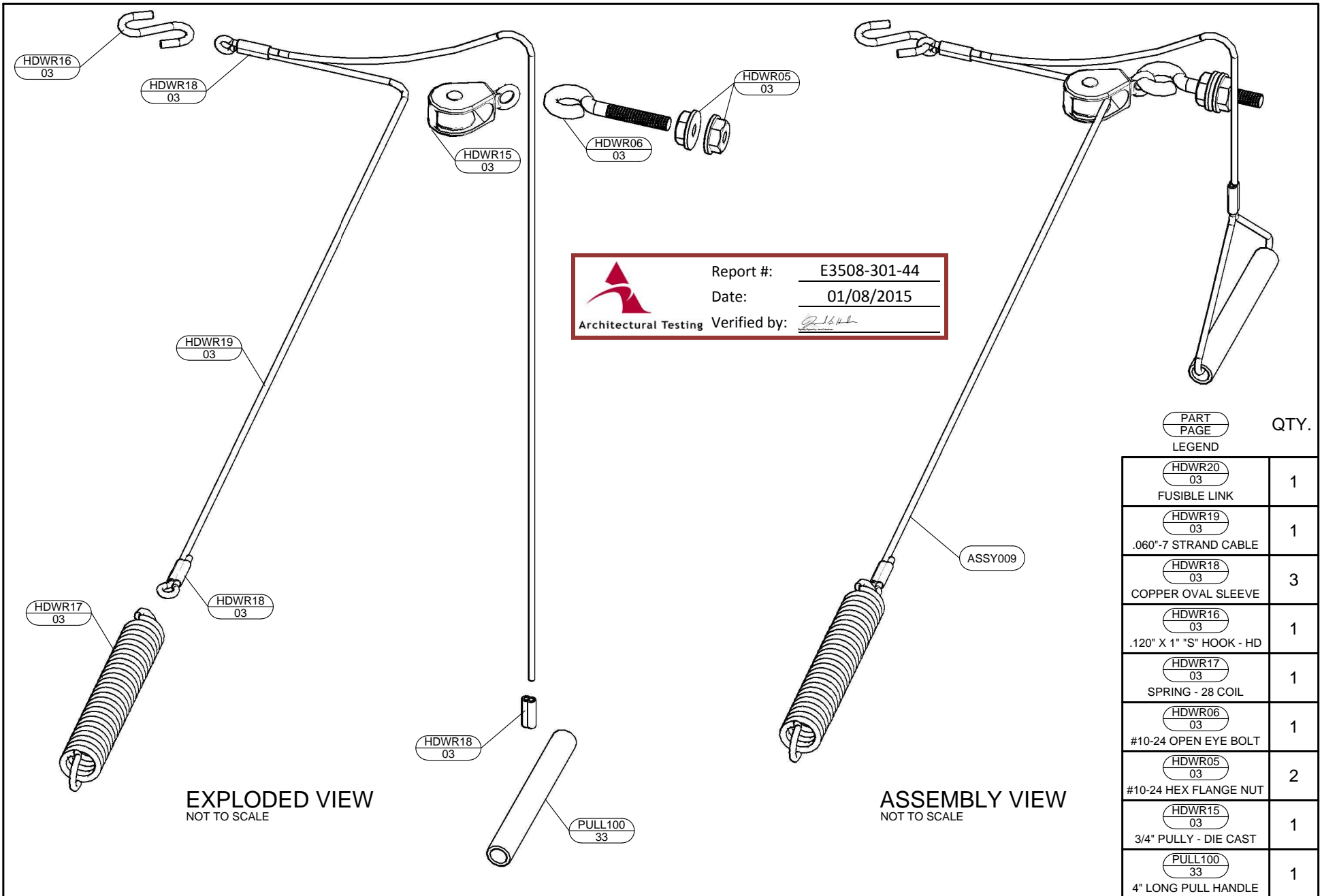


ASSEMBLY VIEW
 NOT TO SCALE

PART PAGE	QTY.
HDWR19 03 .060"-7 STRAND CABLE	1
HDWR18 03 COPPER OVAL SLEEVE	2
HDWR16 03 .120" X 1" "S" HOOK - HD	1
HDWR17 03 SPRING - 28 COIL	1
HDWR06 03 #10-24 OPEN EYE BOLT	1
HDWR05 03 #10-24 HEX FLANGE NUT	1
HDWR15 03 3/4" PULLEY - DIE CAST	1
HDWR21 03 FUSIBLE LINK	1



DESCRIPTION: LINK CABLE ASSEMBLY DIAGRAM		DRAWING NUMBER: ASSY008	
MATERIAL: VARIES		FINISH: VARIES	
2995 AIRWAY AVENUE, SUITE B COSTA MESA, CALIFORNIA 92626 Phone (949) 629-4090 Fax (949) 629-4088	THE INFORMATION CONTAINED HEREIN IS CONFIDENTIAL AND PROPRIETARY TO SKYCO SKYLIGHTS. NO PART MAY BE DISTRIBUTED OR DISCLOSED IN ANY FORM TO A THIRD PARTY WITHOUT WRITTEN PERMISSION OF SKYCO SKYLIGHTS.	UNLESS OTHERWISE SPECIFIED DIMENSIONS ARE IN INCHES. TOLERANCES ARE: DECIMAL ANGLES X.XXX: 0.010 ±0.2°	DATE: 08/19/14 SHEET: 11 OF: 35




 Report #: E3508-301-44
 Date: 01/08/2015
 Architectural Testing Verified by: [Signature]

PART PAGE	QTY.
LEGEND	
HDWR20 03 FUSIBLE LINK	1
HDWR19 03 .060"-7 STRAND CABLE	1
HDWR18 03 COPPER OVAL SLEEVE	3
HDWR16 03 .120" X 1" "S" HOOK - HD	1
HDWR17 03 SPRING - 28 COIL	1
HDWR06 03 #10-24 OPEN EYE BOLT	1
HDWR05 03 #10-24 HEX FLANGE NUT	2
HDWR15 03 3/4" PULLY - DIE CAST	1
PULL100 33 4" LONG PULL HANDLE	1



DESCRIPTION: PULL CABLE ASSEMBLY DIAGRAM

MATERIAL: VARIES

FINISH: VARIES

2995 AIRWAY AVENUE, SUITE B
COSTA MESA, CALIFORNIA 92626
Phone (949) 629-4090 Fax (949) 629-4088

THE INFORMATION CONTAINED HEREIN IS CONFIDENTIAL AND PROPRIETARY TO SKYCO SKYLIGHTS. NO PART MAY BE DISTRIBUTED OR DISCLOSED IN ANY FORM TO A THIRD PARTY WITHOUT WRITTEN PERMISSION OF SKYCO SKYLIGHTS.

UNLESS OTHERWISE SPECIFIED DIMENSIONS ARE IN INCHES. TOLERANCES ARE:
DECIMAL .010
ANGLES ±0.2°
X.XXX: 0.010

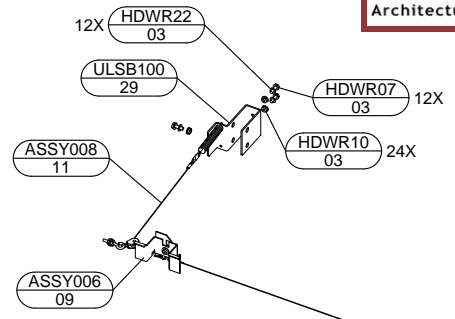
DRAWING NUMBER:

ASSY009

DATE: 10/31/14

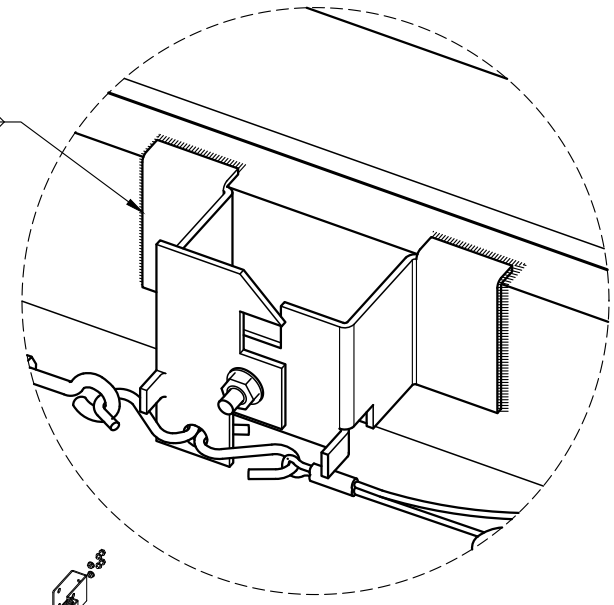
SHEET: 12 OF: 35


 Report #: E3508-301-44
 Date: 01/08/2015
 Verified by: [Signature]

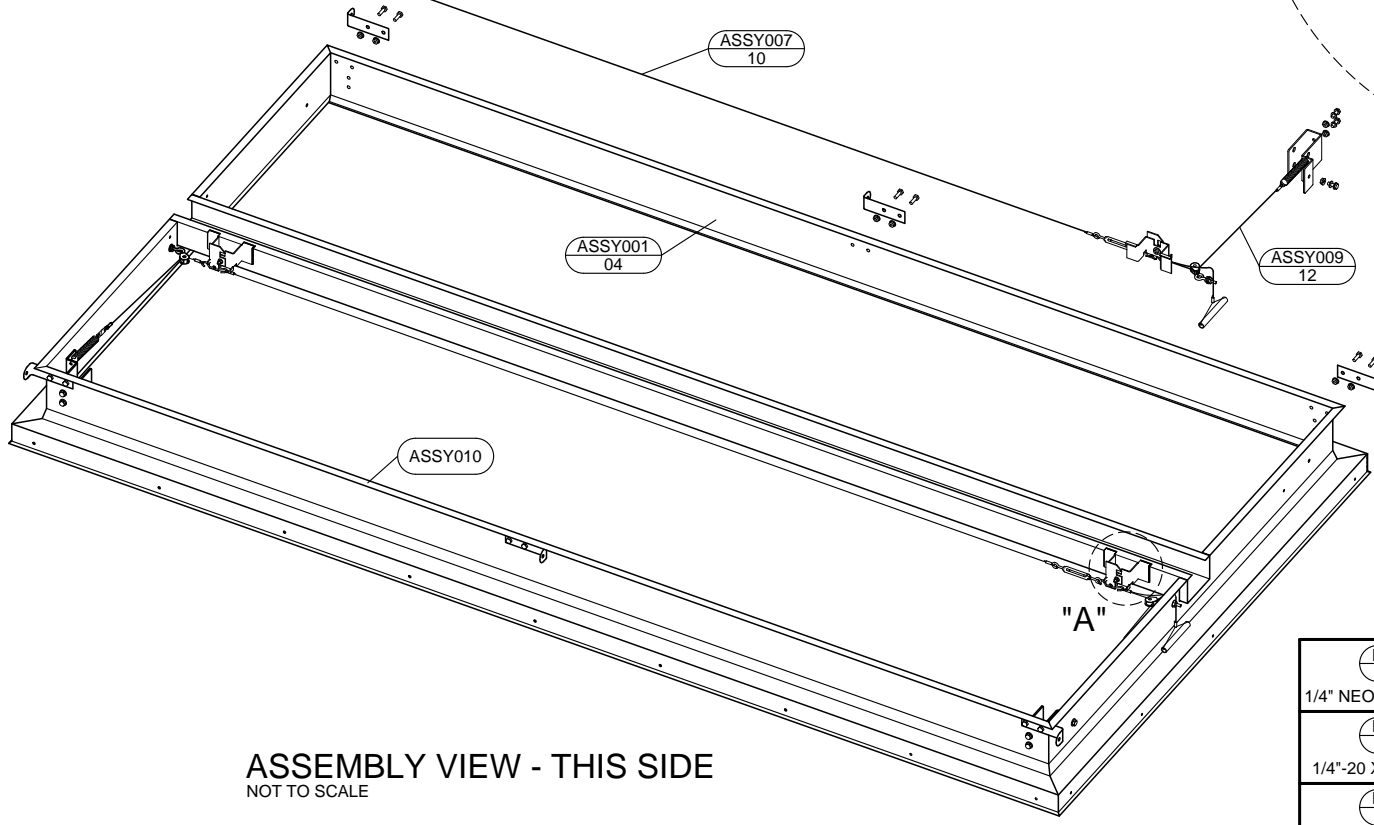


EXPLODED VIEW - THIS SIDE
NOT TO SCALE

4 PLACES $\frac{1}{8"} - 2 \frac{1}{2}"$



VIEW DETAIL "A"
NOT TO SCALE



ASSEMBLY VIEW - THIS SIDE
NOT TO SCALE

PART PAGE QTY.
LEGEND

ASSY001 04	1	ULSB100 29	4
BASE ASSEMBLY DIA.		LOWER SHOCK BRACKET	
ASSY006 09	4	ULH100 30	6
LATCH ASSEMBLY DIA.		HINGE	
ASSY007 10	2	HDWR10 03	24
LATCH CABLE ASSY.		1/4"-20 HEX FLANGE NUT	
ASSY008 11	2	HDWR07 03	12
LINK CABLE ASSEMBLY		1/4"-20 HEX FLANGE BOLT	
ASSY009 12	2		
PULL CABLE ASSEMBLY			

HDWR22 03	12
1/4" NEOPRENE WASHER	
HDWR08 03	12
1/4"-20 X 3/4" HEX BOLT	
HDWR10 03	24
1/4"-20 HEX FLANGE NUT	



DESCRIPTION: **CM BASE HARDWARE ASSEMBLY DIAGRAM**

MATERIAL: **VARIES**

FINISH: **VARIES**

DRAWING NUMBER:

ASSY010

2995 AIRWAY AVENUE, SUITE B
COSTA MESA, CALIFORNIA 92626
Phone (949) 629-4090 Fax (949) 629-4088

THE INFORMATION CONTAINED HEREIN IS CONFIDENTIAL AND PROPRIETARY TO SKYCO SKYLIGHTS. NO PART MAY BE DISTRIBUTED OR DISCLOSED IN ANY FORM TO A THIRD PARTY WITHOUT WRITTEN PERMISSION OF SKYCO SKYLIGHTS.

UNLESS OTHERWISE SPECIFIED DIMENSIONS ARE IN INCHES. TOLERANCES ARE:
DECIMAL ANGLES
X.XXX: 0.010 ±0.2°

DATE: **10/31/14**

SHEET: **13**
OF: **35**

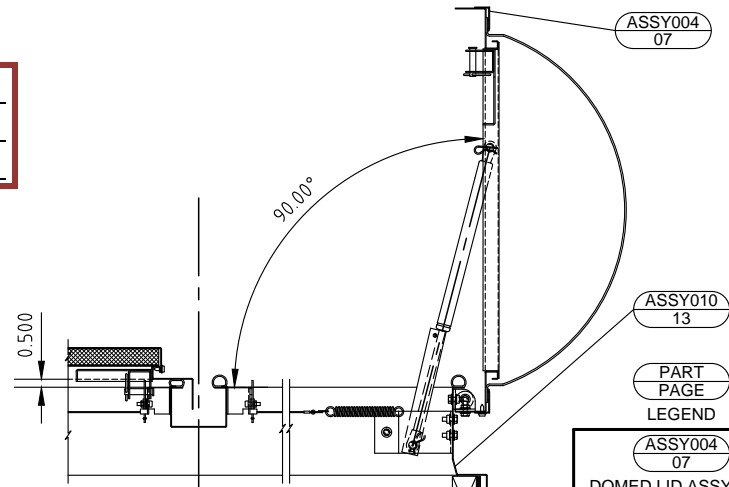


Architectural Testing

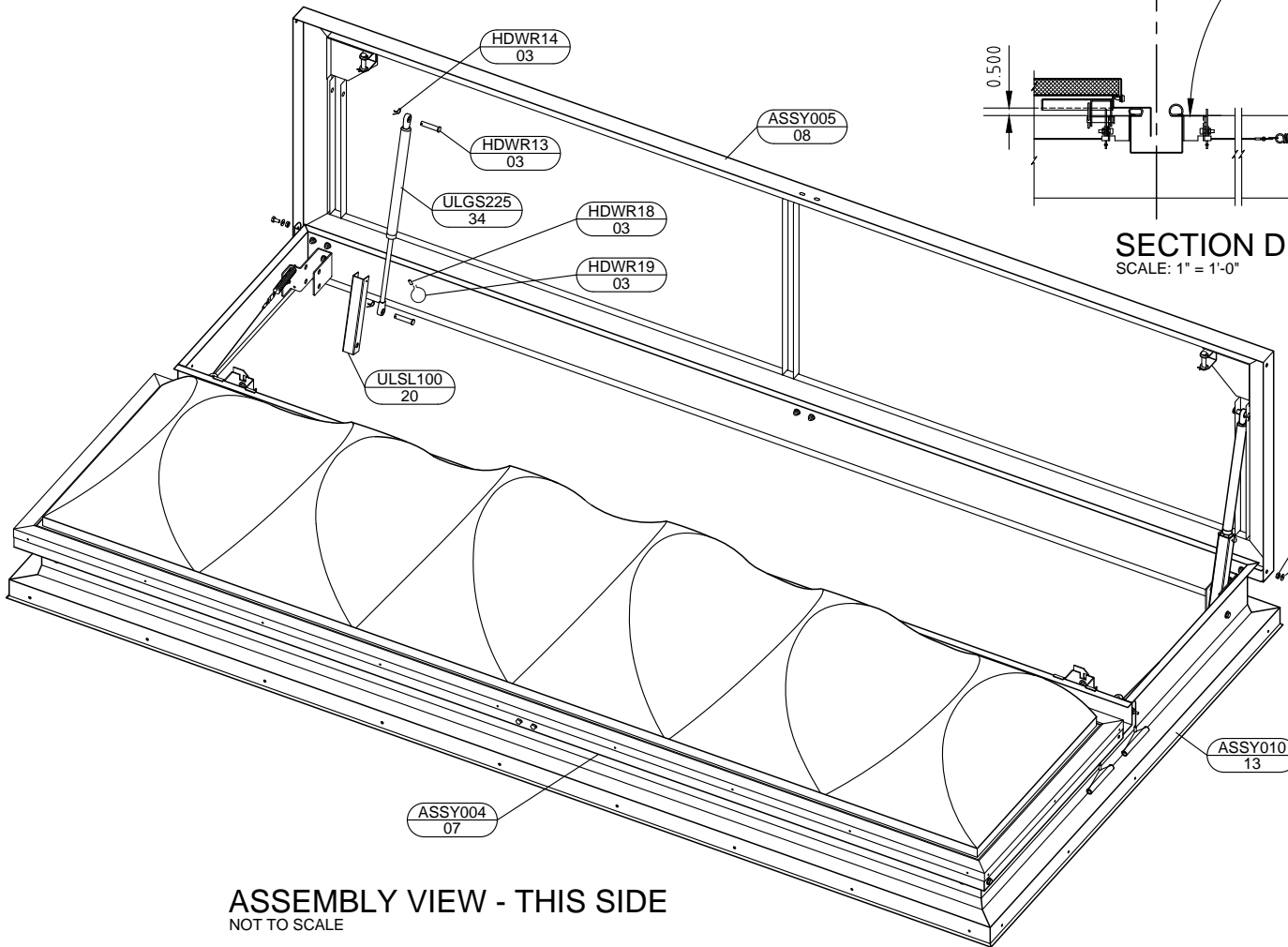
Report #: E3508-301-44

Date: 01/08/2015

Verified by: *[Signature]*



SECTION DETAIL
SCALE: 1" = 1'-0"



ASSEMBLY VIEW - THIS SIDE
NOT TO SCALE

PART PAGE LEGEND QTY.

ASSY004 07 DOMED LID ASSY. DIA.	1
ASSY005 08 INS. LID ASSEMBLY DIA.	1
ASSY010 13 BASE HARDWARE ASSY.	1
ULSL100 20 SHOCK LOCK	4
HDWR09 03 1/4"-20 NYLON LOCK NUT	6
HDWR08 03 1/4"-20 X 3/4" HEX BOLT	6
HDWR11 03 1/4"DIA. FLAT WASHER	6
HDWR13 03 CLEVIS PIN 1 3/4'	8
HDWR14 03 1 1/4" X 1/16" HITCH PIN	8
ULGS225 34 GAS FILLED LIFT SHOCK	4
HDWR18 03 COPPER OVAL SLEEVE	2
HDWR19 03 .060"-7 STRAND CABLE	2

SKYCO
SKYLIGHTS

DESCRIPTION: SHOCK AND HARDWARE ASSEMBLY DIAGRAM / SECTION DETAIL

MATERIAL: VARIES

FINISH: VARIES

2995 AIRWAY AVENUE, SUITE B
COSTA MESA, CALIFORNIA 92626
Phone (949) 629-4090 Fax (949) 629-4088

THE INFORMATION CONTAINED HEREIN IS CONFIDENTIAL AND PROPRIETARY TO SKYCO SKYLIGHTS. NO PART MAY BE DISTRIBUTED OR DISCLOSED IN ANY FORM TO A THIRD PARTY WITHOUT WRITTEN PERMISSION OF SKYCO SKYLIGHTS.

UNLESS OTHERWISE SPECIFIED DIMENSIONS ARE IN INCHES. TOLERANCES ARE:
DECIMAL ANGLES
X.XXX: 0.010 ±0.2°

DRAWING NUMBER:

ASSY011

DATE:

10/31/14


SHEET: 14

OF: 35

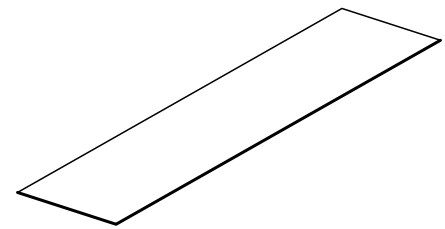
NOTES: (UNLESS OTHERWISE SPECIFIED)

- 1.) REMOVE ALL BURRS AND SHARP EDGES
- 2.) UNMARKED ANGLES = 90.00°

 Architectural Testing	Report #:	E3508-301-44
	Date:	01/08/2015
	Verified by:	<i>[Signature]</i>



FLAT LAYOUT
SCALE : 3/4" = 1'-0"



VIEW
NOT TO SCALE

Not present on specimen tested

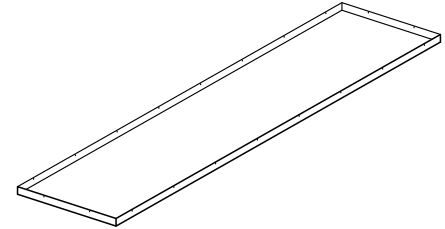
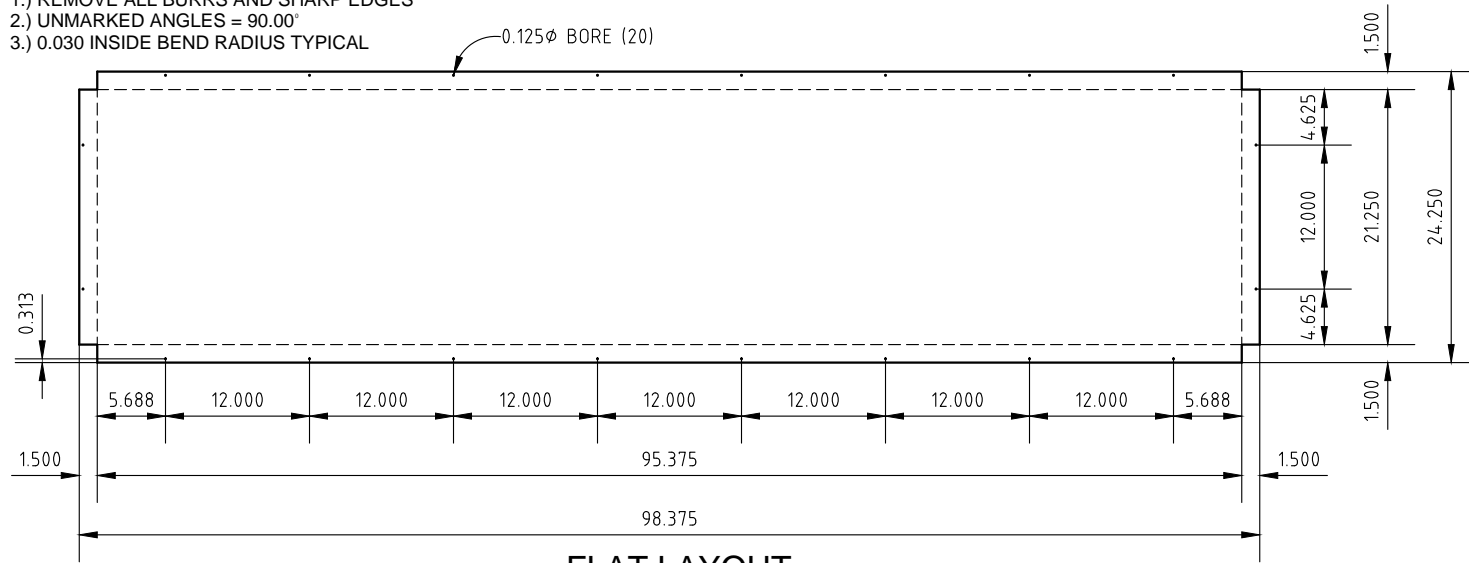


DESCRIPTION : LID LINER		DRAWING NUMBER: ULL100	
MATERIAL : 20 Ga. (0.0396") ASTM A TYPE B		FINISH: G90 GALVANIZED	
2995 AIRWAY AVENUE, SUITE B COSTA MESA, CALIFORNIA 92626 Phone (949) 629-4090 Fax (949) 629-4088	THE INFORMATION CONTAINED HEREIN IS CONFIDENTIAL AND PROPRIETARY TO SKYCO SKYLIGHTS. NO PART MAY BE DISTRIBUTED OR DISCLOSED IN ANY FORM TO A THIRD PARTY WITHOUT WRITTEN PERMISSION OF SKYCO SKYLIGHTS.	UNLESS OTHERWISE SPECIFIED DIMENSIONS ARE IN INCHES. TOLERANCES ARE: DECIMAL ANGLES X.XXX: 0.010 ±0.2°	DATE : 08/19/14 SHEET: 15 OF: 35

NOTES: (UNLESS OTHERWISE SPECIFIED)

- 1.) REMOVE ALL BURRS AND SHARP EDGES
- 2.) UNMARKED ANGLES = 90.00°
- 3.) 0.030 INSIDE BEND RADIUS TYPICAL

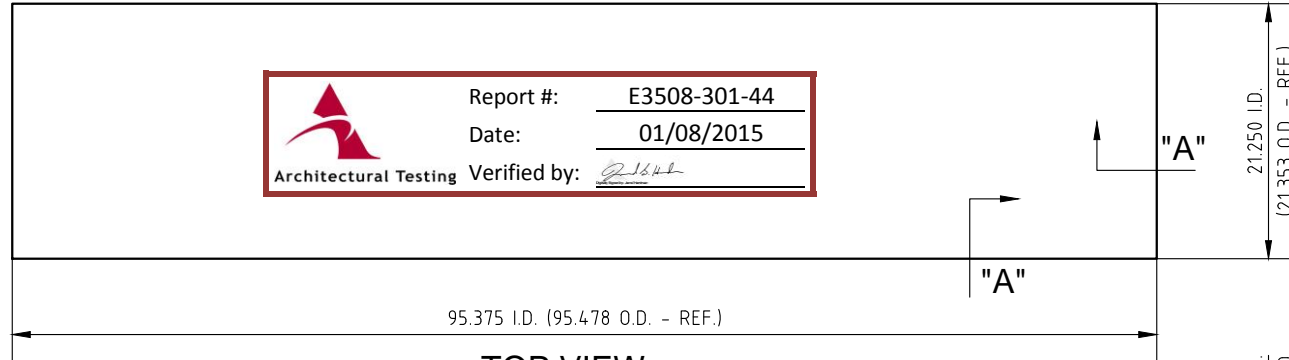
Not present on specimen tested



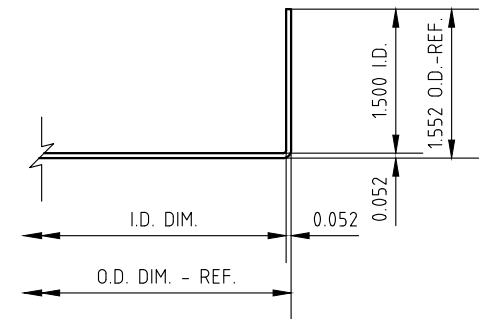
VIEW
NOT TO SCALE

FLAT LAYOUT
SCALE : 3/4" = 1'-0"

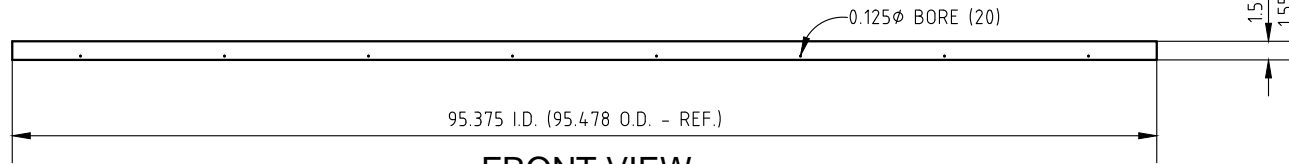
	Report #: <u>E3508-301-44</u>
	Date: <u>01/08/2015</u>
	Verified by: <i>[Signature]</i>



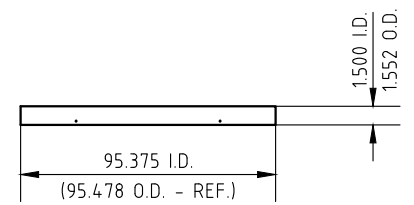
TOP VIEW
SCALE : 3/4" = 1'-0"



SECTION "A"
HALF SCALE



FRONT VIEW
SCALE : 3/4" = 1'-0"



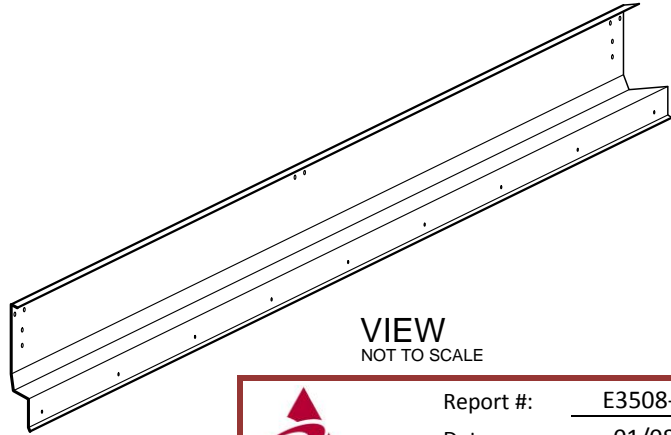
END VIEW
SCALE : 3/4" = 1'-0"



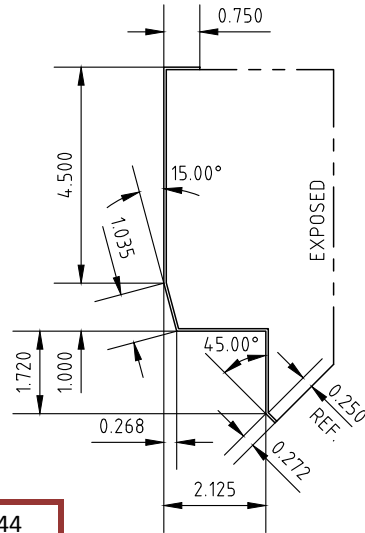
DESCRIPTION : LID		DRAWING NUMBER: ULLI100	
MATERIAL : 18 Ga. (0.0516") ASTM A TYPE B		FINISH: G90 GALVANIZED	
2995 AIRWAY AVENUE, SUITE B COSTA MESA, CALIFORNIA 92626 Phone (949) 629-4090 Fax (949) 629-4088	THE INFORMATION CONTAINED HEREIN IS CONFIDENTIAL AND PROPRIETARY TO SKYCO SKYLIGHTS. NO PART MAY BE DISTRIBUTED OR DISCLOSED IN ANY FORM TO A THIRD PARTY WITHOUT WRITTEN PERMISSION OF SKYCO SKYLIGHTS.	UNLESS OTHERWISE SPECIFIED DIMENSIONS ARE IN INCHES. TOLERANCES ARE: DECIMAL ANGLES X.XXX: 0.010 ±0.2°	DATE : 08/19/14 SHEET: 16 OF: 35

NOTES: (UNLESS OTHERWISE SPECIFIED)

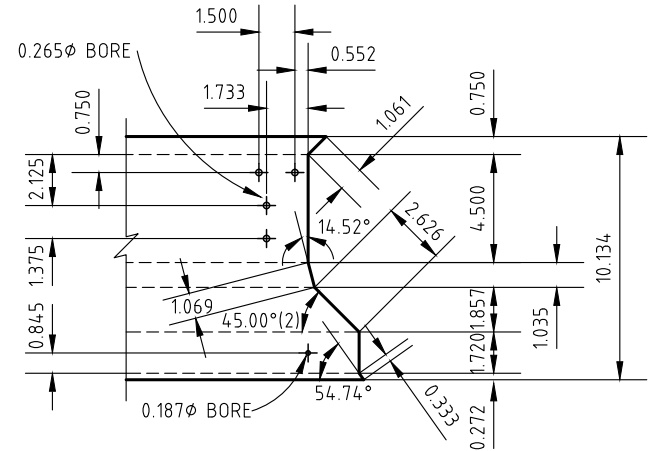
- 1.) REMOVE ALL BURRS AND SHARP EDGES
- 2.) UNMARKED ANGLES = 90.00°
- 3.) 0.030 INSIDE BEND RADIUS TYPICAL



VIEW
NOT TO SCALE

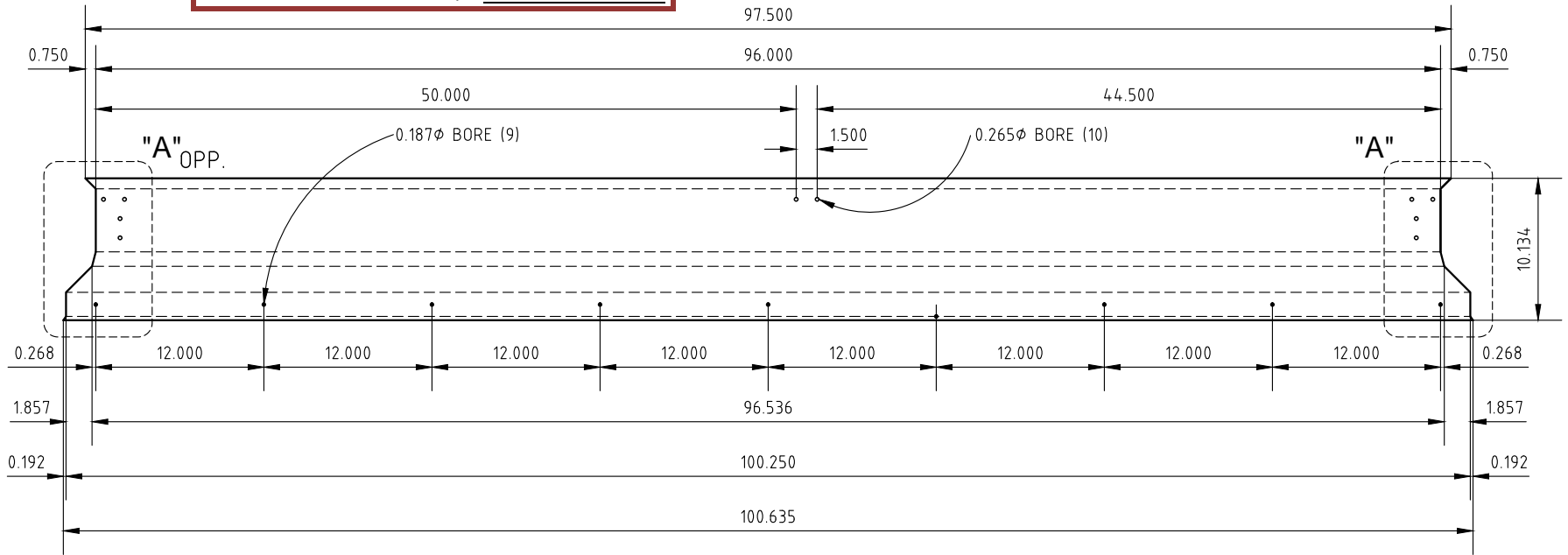


SECTION
SCALE : 3" = 1'-0"



DETAIL "A"
SCALE : 1 1/2" = 1'-0"

	Report #:	E3508-301-44
	Date:	01/08/2015
	Verified by:	<i>[Signature]</i>



FLAT LAYOUT
SCALE : 1" = 1'-0"

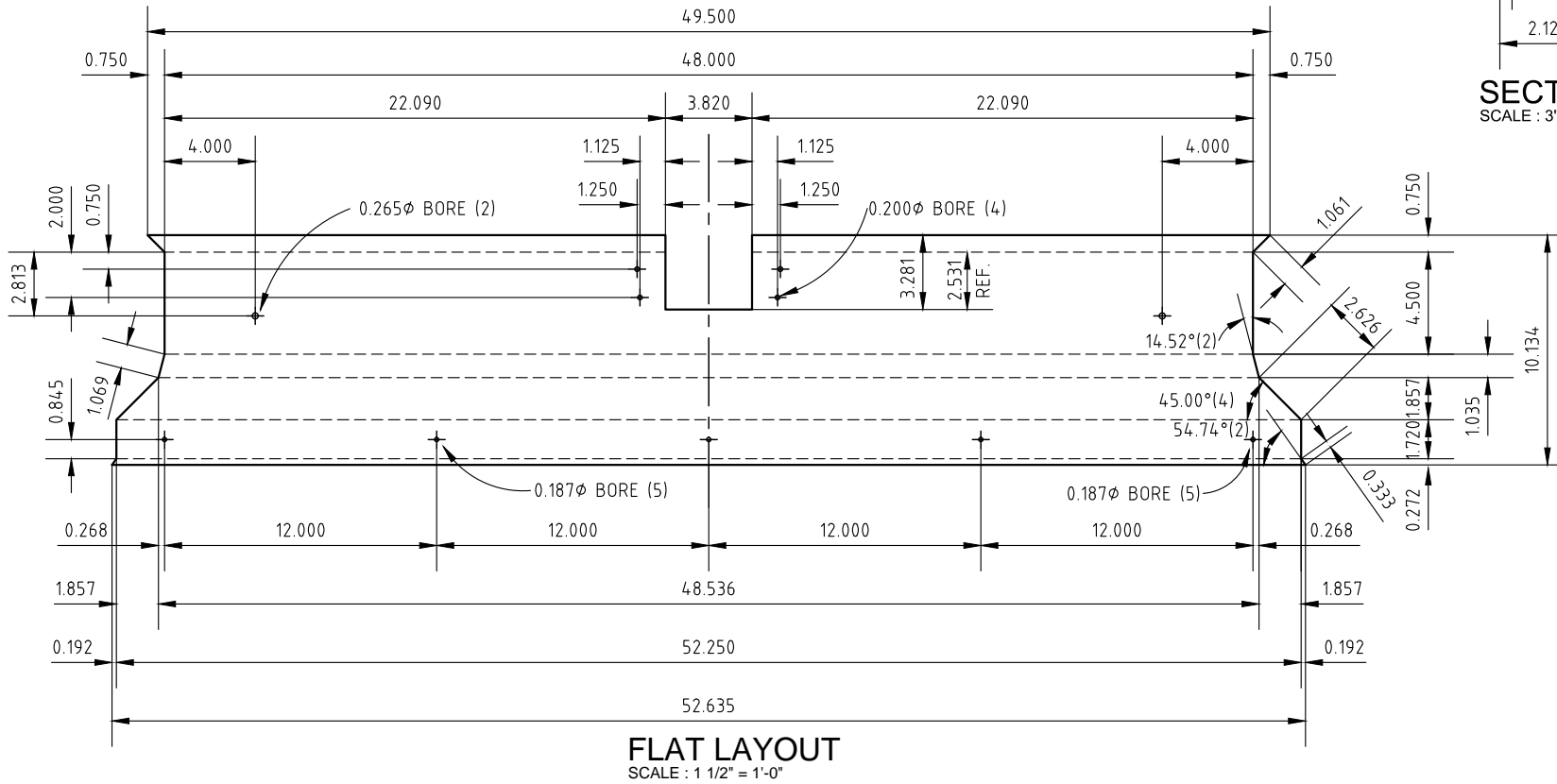
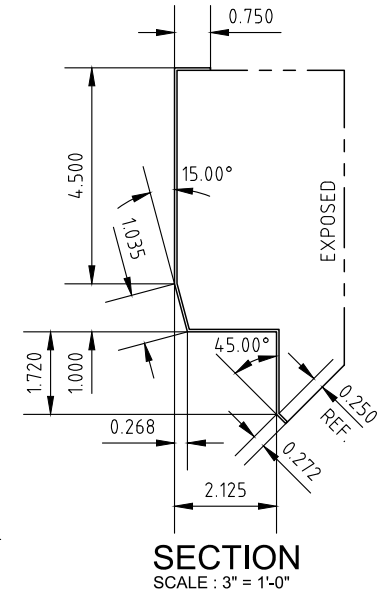
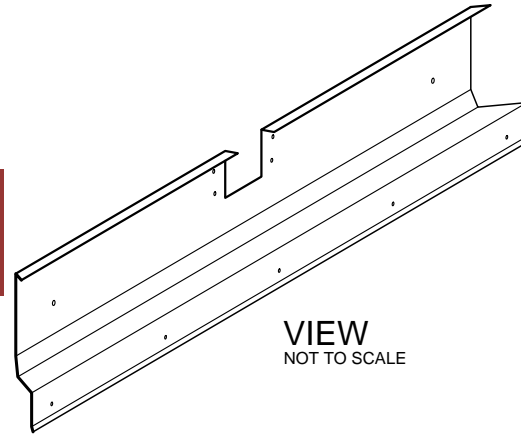


DESCRIPTION : UL CM BASE 5.500" - SIDES		DRAWING NUMBER: ULBS100	
MATERIAL : 18 Ga. (0.0516") ASTM A TYPE B		FINISH: G90 GALVANIZED	DATE : 10/06/14
2995 AIRWAY AVENUE, SUITE B COSTA MESA, CALIFORNIA 92626 Phone (949) 629-4090 Fax (949) 629-4088	THE INFORMATION CONTAINED HEREIN IS CONFIDENTIAL AND PROPRIETARY TO SKYCO SKYLIGHTS. NO PART MAY BE DISTRIBUTED OR DISCLOSED IN ANY FORM TO A THIRD PARTY WITHOUT WRITTEN PERMISSION OF SKYCO SKYLIGHTS.	UNLESS OTHERWISE SPECIFIED DIMENSIONS ARE IN INCHES. TOLERANCES ARE: DECIMAL ANGLES X.XXX: 0.010 ±0.2°	SHEET: 17 OF: 35

NOTES: (UNLESS OTHERWISE SPECIFIED)

- 1.) REMOVE ALL BURRS AND SHARP EDGES
- 2.) UNMARKED ANGLES = 90.00°
- 3.) 0.030 INSIDE BEND RADIUS TYPICAL

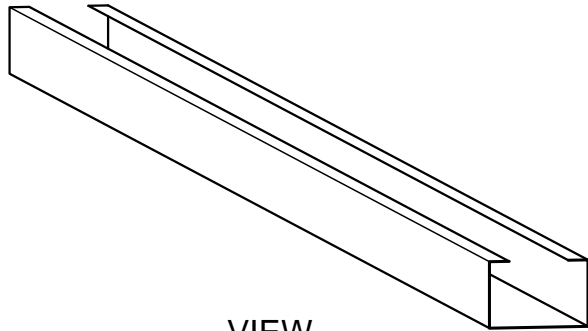
 <p>Architectural Testing</p>	Report #: E3508-301-44
	Date: 01/08/2015
	Verified by: <i>[Signature]</i>



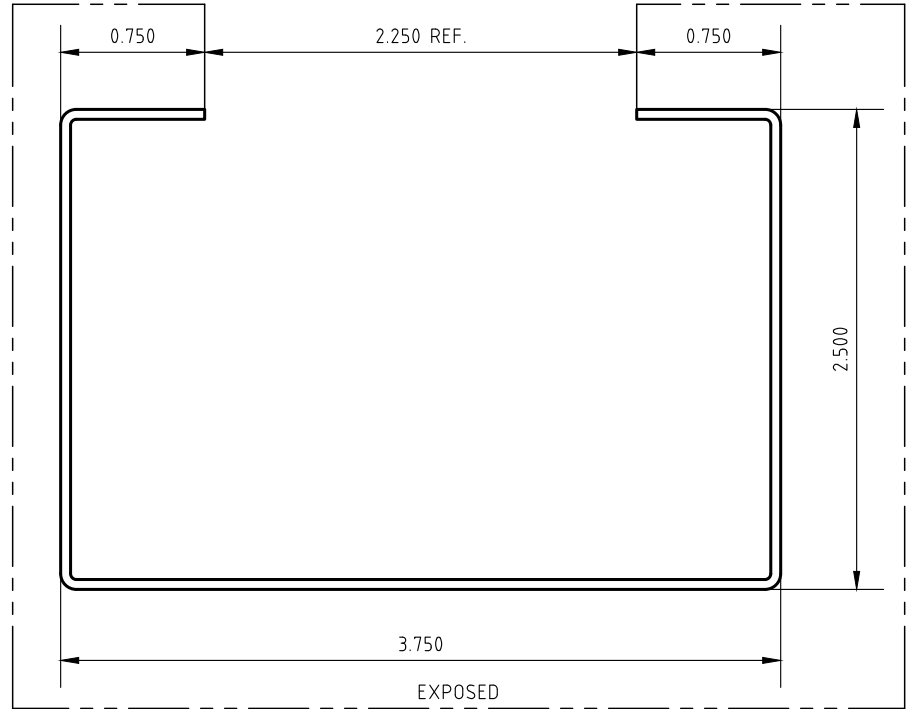
DESCRIPTION: UL CM BASE 5.500" - ENDS		DRAWING NUMBER: ULBE100	
MATERIAL: 18 Ga. (0.0516") ASTM A TYPE B		FINISH: G90 GALVANIZED	
2995 AIRWAY AVENUE, SUITE B COSTA MESA, CALIFORNIA 92626 Phone (949) 629-4090 Fax (949) 629-4088		UNLESS OTHERWISE SPECIFIED DIMENSIONS ARE IN INCHES. TOLERANCES ARE: DECIMAL ANGLES X.XXX: 0.010 ±0.2°	
THE INFORMATION CONTAINED HEREIN IS CONFIDENTIAL AND PROPRIETARY TO SKYCO SKYLIGHTS. NO PART MAY BE DISTRIBUTED OR DISCLOSED IN ANY FORM TO A THIRD PARTY WITHOUT WRITTEN PERMISSION OF SKYCO SKYLIGHTS.		DATE: 10/07/14	SHEET: 18 OF: 35

NOTES: (UNLESS OTHERWISE SPECIFIED)

- 1.) REMOVE ALL BURRS AND SHARP EDGES
- 2.) UNMARKED ANGLES = 90.00°
- 3.) 0.030 INSIDE BEND RADIUS TYPICAL

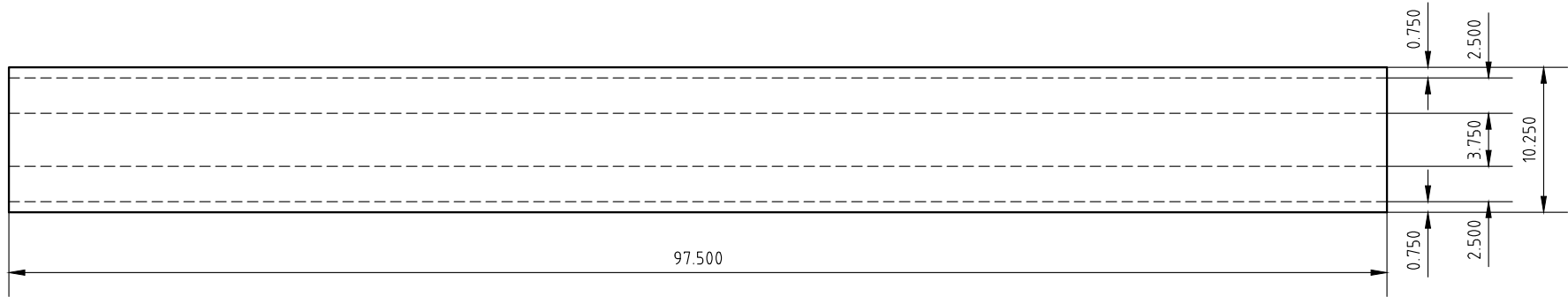


VIEW
NOT TO SCALE



SECTION
FULL SCALE

 Architectural Testing	Report #: <u>E3508-301-44</u>
	Date: <u>01/08/2015</u>
	Verified by: <u><i>[Signature]</i></u>



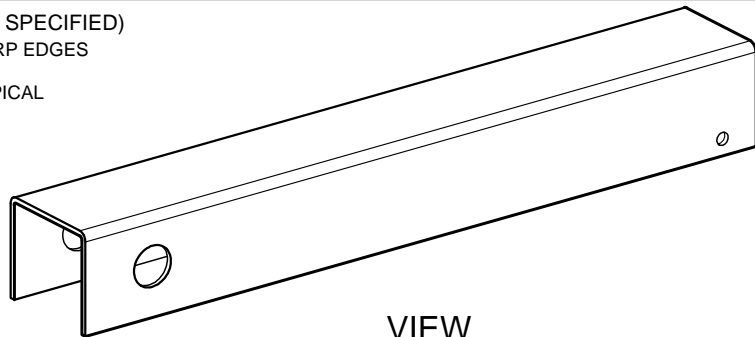
FLAT LAYOUT
SCALE : 1" = 1'-0"



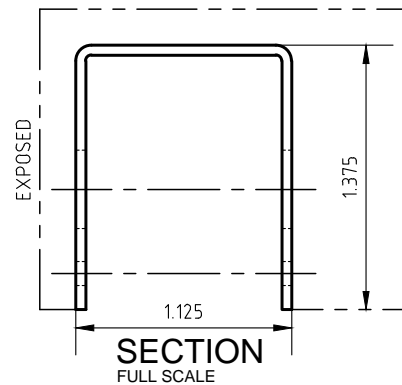
DESCRIPTION : UL GUTTER		DRAWING NUMBER: ULGU100	
MATERIAL : 18 Ga. (0.0516") ASTM A TYPE B		FINISH: G90 GALVANIZED	
2995 AIRWAY AVENUE, SUITE B COSTA MESA, CALIFORNIA 92626 Phone (949) 629-4090 Fax (949) 629-4088		UNLESS OTHERWISE SPECIFIED DIMENSIONS ARE IN INCHES. TOLERANCES ARE: DECIMAL ANGLES X.XXX: 0.010 ±0.2°	
THE INFORMATION CONTAINED HEREIN IS CONFIDENTIAL AND PROPRIETARY TO SKYCO SKYLIGHTS. NO PART MAY BE DISTRIBUTED OR DISCLOSED IN ANY FORM TO A THIRD PARTY WITHOUT WRITTEN PERMISSION OF SKYCO SKYLIGHTS.		DATE : 08/18/14	SHEET: 19 OF: 35

NOTES: (UNLESS OTHERWISE SPECIFIED)

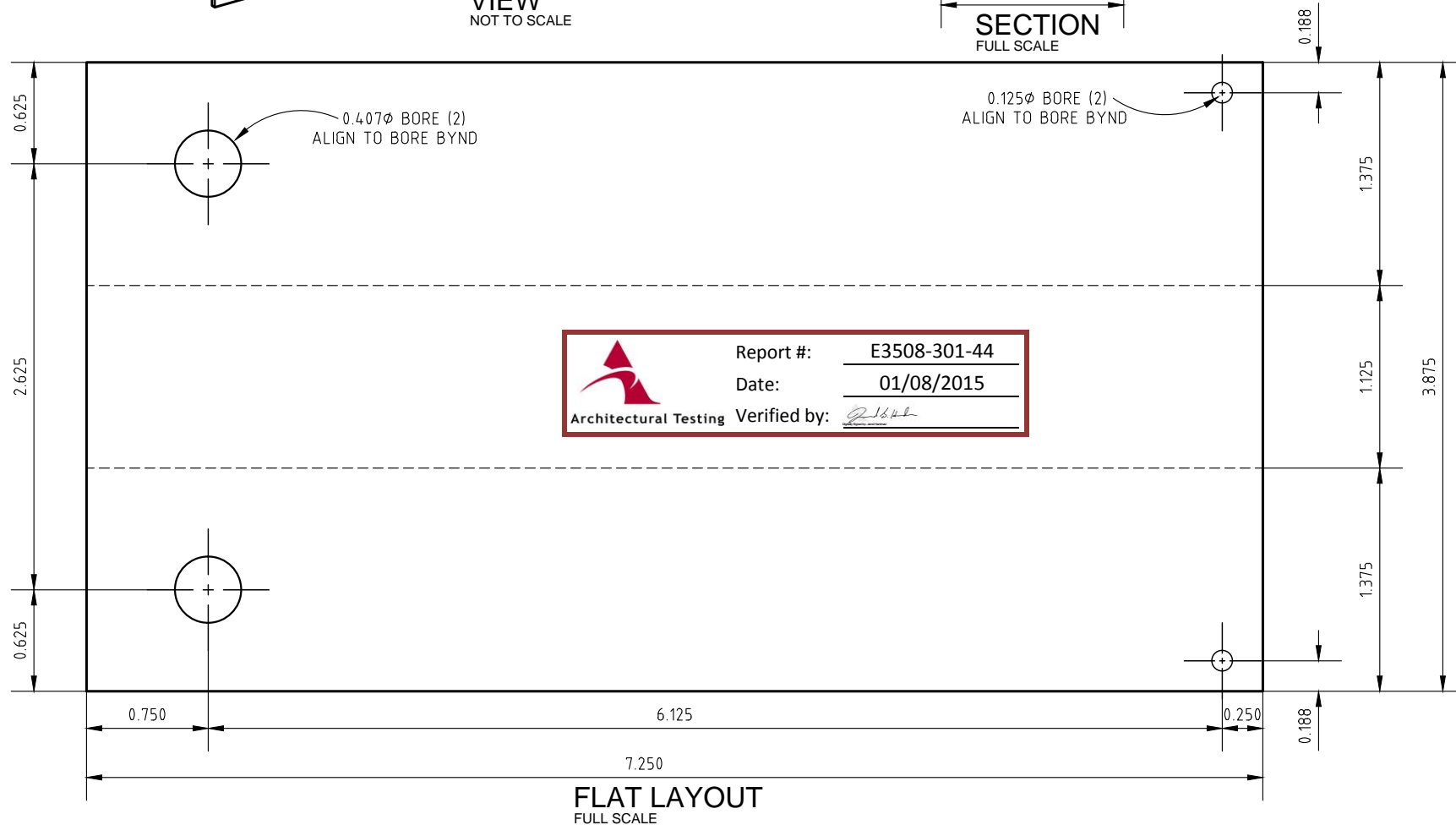
- 1.) REMOVE ALL BURRS AND SHARP EDGES
- 2.) UNMARKED ANGLES = 90.00°
- 3.) 0.030 INSIDE BEND RADIUS TYPICAL





VIEW
NOT TO SCALE



SECTION
FULL SCALE



 Architectural Testing	Report #: <u>E3508-301-44</u>
	Date: <u>01/08/2015</u>
	Verified by: 



DESCRIPTION : SHOCK LOCK

MATERIAL : 18 Ga. (0.0516") ASTM A TYPE B

2995 AIRWAY AVENUE, SUITE B
COSTA MESA, CALIFORNIA 92626
Phone (949) 629-4090 Fax (949) 629-4088

THE INFORMATION CONTAINED HEREIN IS CONFIDENTIAL AND PROPRIETARY TO SKYCO SKYLIGHTS. NO PART MAY BE DISTRIBUTED OR DISCLOSED IN ANY FORM TO A THIRD PARTY WITHOUT WRITTEN PERMISSION OF SKYCO SKYLIGHTS.

FINISH: G90 GALVANIZED

UNLESS OTHERWISE SPECIFIED DIMENSIONS ARE IN INCHES. TOLERANCES ARE:
DECIMAL ANGLES
X.XXX: 0.010 0.2 °

DRAWING NUMBER:

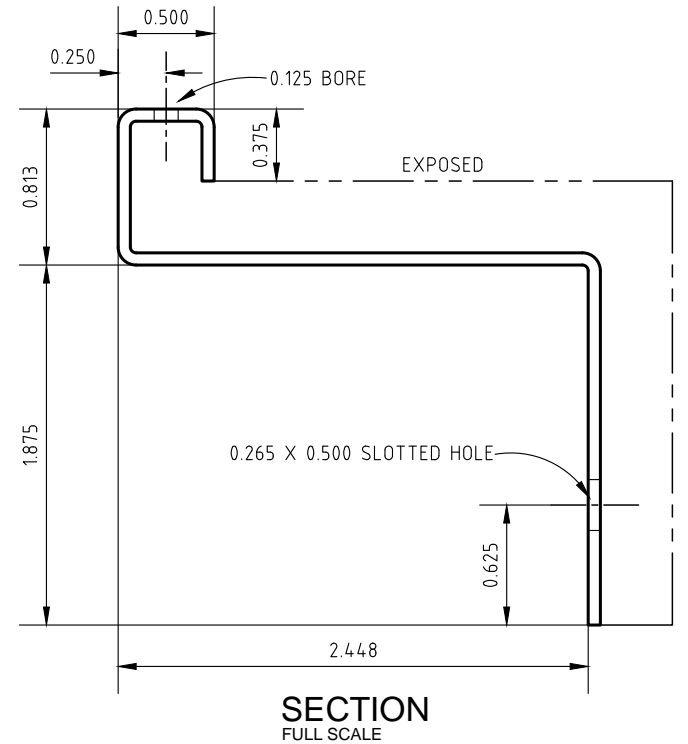
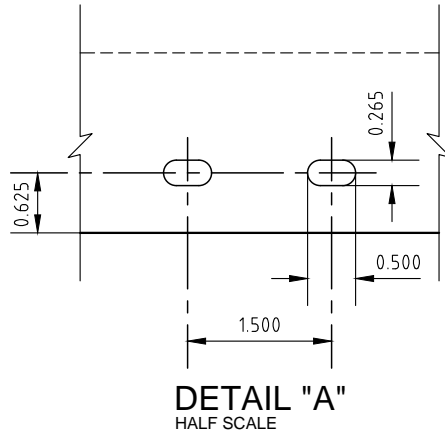
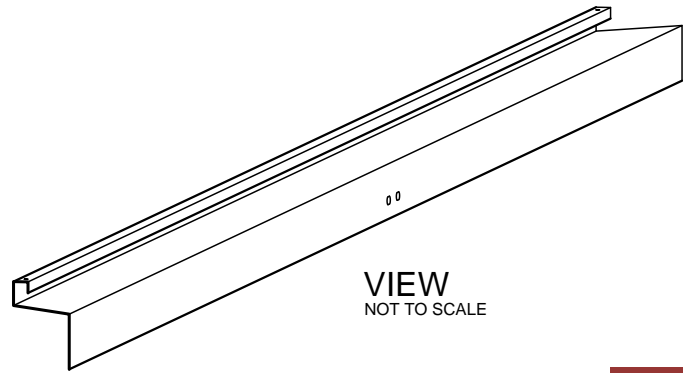
ULSL100

DATE :
10/31/14

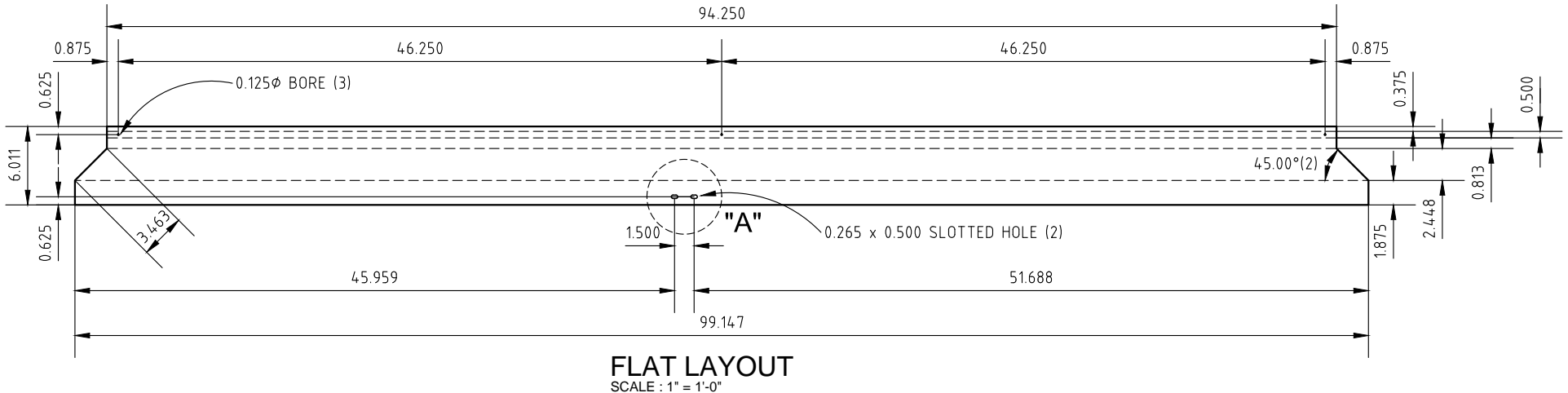
SHEET: 20
OF: 35

NOTES: (UNLESS OTHERWISE SPECIFIED)

- 1.) REMOVE ALL BURRS AND SHARP EDGES
- 2.) UNMARKED ANGLES = 90.00°
- 3.) 0.030 INSIDE BEND RADIUS TYPICAL



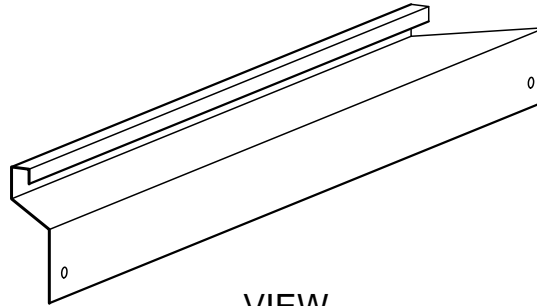
<p>Architectural Testing</p>	Report #: <u>E3508-301-44</u>
	Date: <u>01/08/2015</u>
	Verified by: <u><i>[Signature]</i></u>



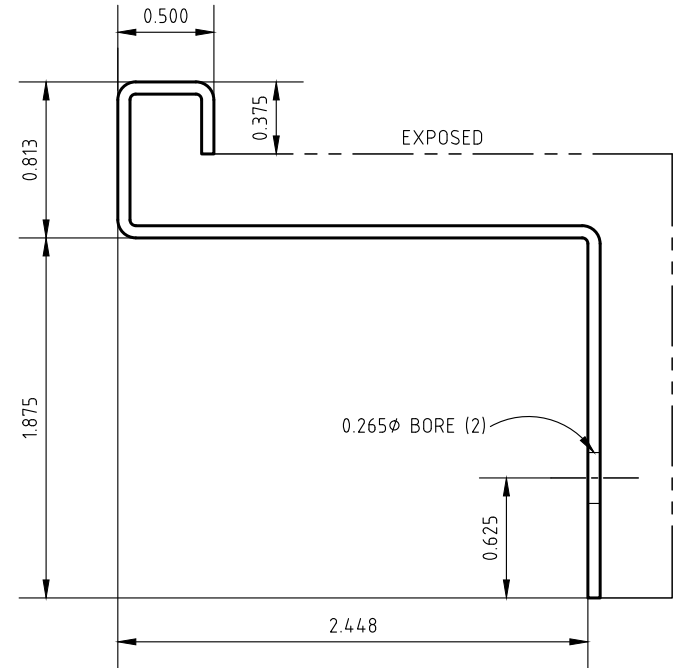
DESCRIPTION : DOME FRAME - SIDES		DRAWING NUMBER:	
MATERIAL : 16 Ga. (0.0635") ASTM A TYPE B		ULDS100	
2995 AIRWAY AVENUE, SUITE B COSTA MESA, CALIFORNIA 92626 Phone (949) 629-4090 Fax (949) 629-4088		FINISH: G90 GALVANIZED	DATE :
THE INFORMATION CONTAINED HEREIN IS CONFIDENTIAL AND PROPRIETARY TO SKYCO SKYLIGHTS. NO PART MAY BE DISTRIBUTED OR DISCLOSED IN ANY FORM TO A THIRD PARTY WITHOUT WRITTEN PERMISSION OF SKYCO SKYLIGHTS.		UNLESS OTHERWISE SPECIFIED DIMENSIONS ARE IN INCHES. TOLERANCES ARE: DECIMAL ANGLES X.XXX: 0.010 ±0.2°	10/02/14
			SHEET: 21 OF: 35

NOTES: (UNLESS OTHERWISE SPECIFIED)

- 1.) REMOVE ALL BURRS AND SHARP EDGES
- 2.) UNMARKED ANGLES = 90.00°
- 3.) 0.030 INSIDE BEND RADIUS TYPICAL

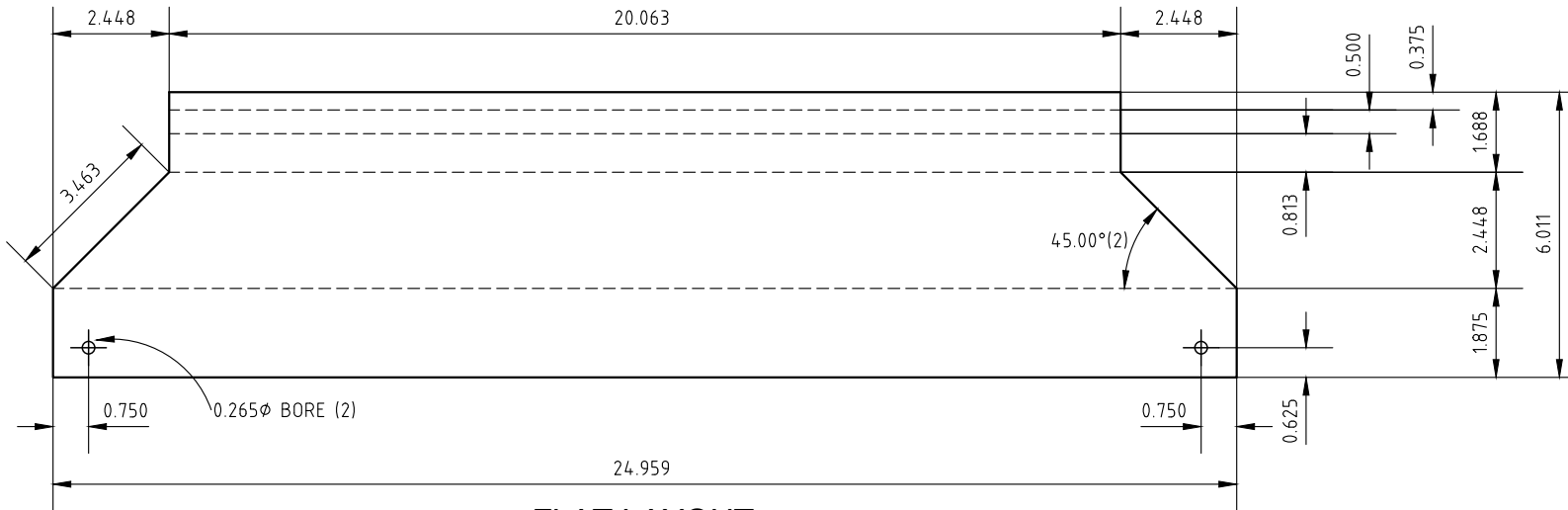


VIEW
NOT TO SCALE



SECTION
FULL SCALE

 <p>Architectural Testing</p>	Report #: E3508-301-44
	Date: 01/08/2015
	Verified by: <i>[Signature]</i>



FLAT LAYOUT
SCALE: 3" = 1'-0"



DESCRIPTION: **DOME FRAME - ENDS**

MATERIAL: **16 Ga. (0.0635") ASTM A TYPE B**

2995 AIRWAY AVENUE, SUITE B
COSTA MESA, CALIFORNIA 92626
Phone (949) 629-4090 Fax (949) 629-4088

THE INFORMATION CONTAINED HEREIN IS CONFIDENTIAL AND PROPRIETARY TO SKYCO SKYLIGHTS. NO PART MAY BE DISTRIBUTED OR DISCLOSED IN ANY FORM TO A THIRD PARTY WITHOUT WRITTEN PERMISSION OF SKYCO SKYLIGHTS.

FINISH: **G90 GALVANIZED**

UNLESS OTHERWISE SPECIFIED DIMENSIONS ARE IN INCHES. TOLERANCES ARE:
DECIMAL ANGLES
X.XXX: 0.010 ±0.2°

DRAWING NUMBER:

ULDE100

DATE :

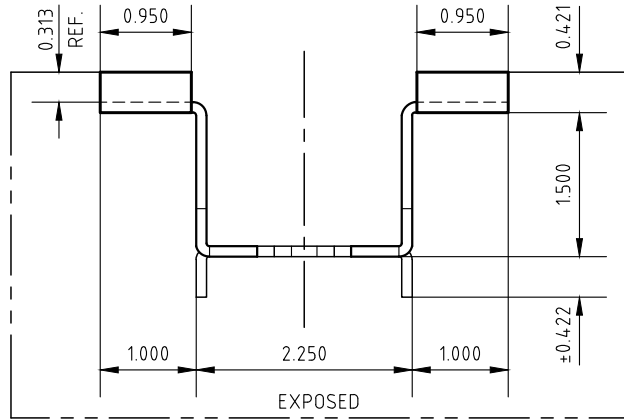
10/31/14

SHEET: **22**

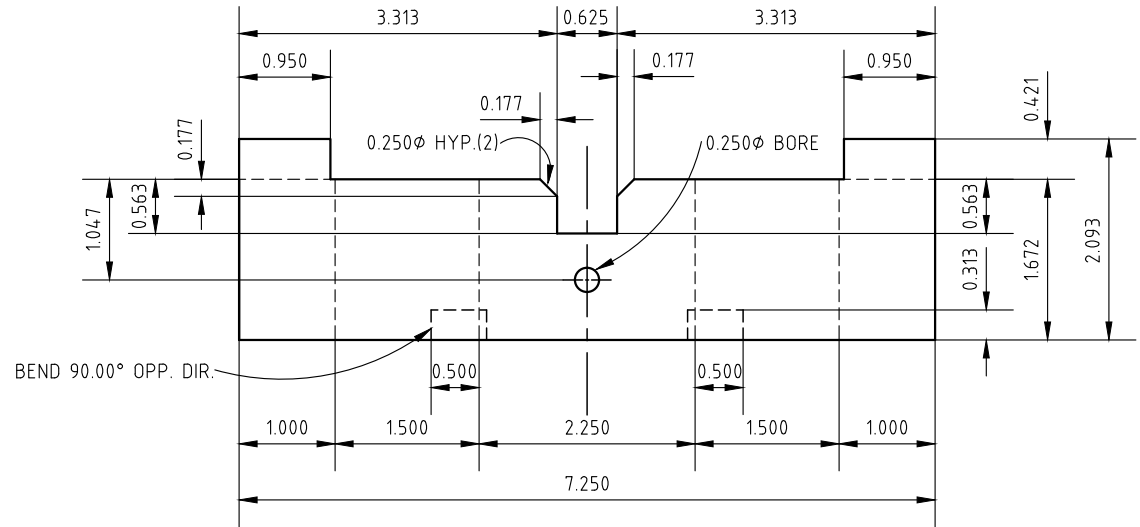
OF: **35**

NOTES: (UNLESS OTHERWISE SPECIFIED)

- 1.) REMOVE ALL BURRS AND SHARP EDGES
- 2.) UNMARKED ANGLES = 90.00°
- 3.) 0.030 INSIDE BEND RADIUS TYPICAL

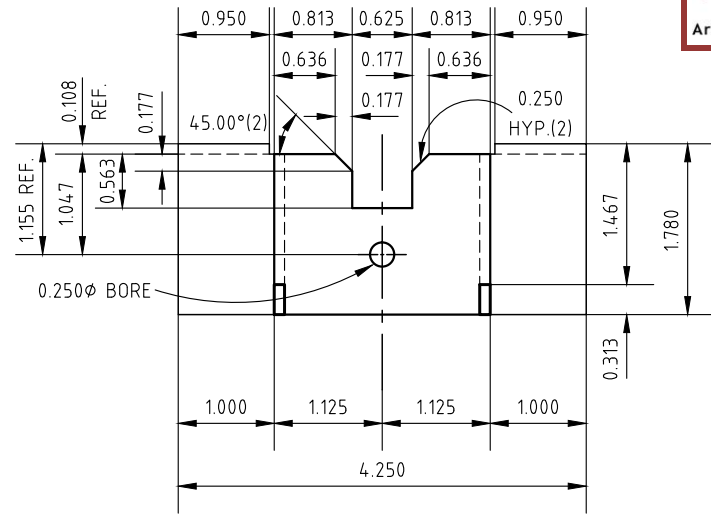


TOP VIEW
HALF SCALE

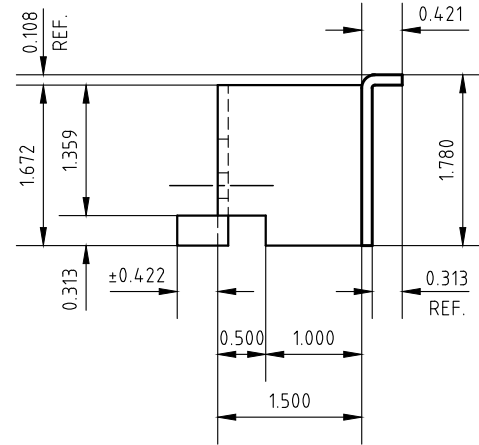


FLAT LAYOUT
HALF SCALE

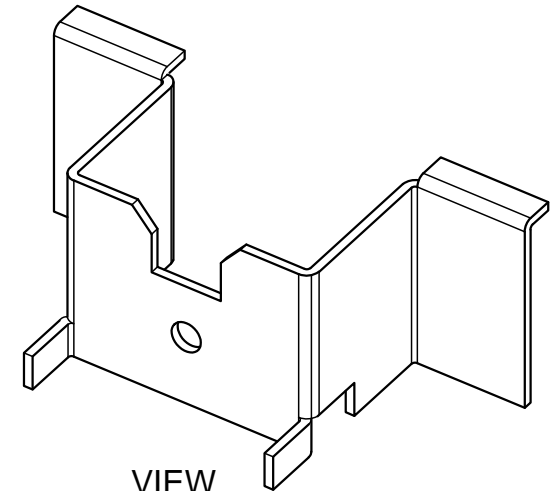
 <p>Architectural Testing</p>	Report #: <u>E3508-301-44</u>
	Date: <u>01/08/2015</u>
	Verified by: <u>[Signature]</u>



FRONT VIEW
HALF SCALE



SIDE VIEW
HALF SCALE



VIEW
NOT TO SCALE



DESCRIPTION: **LATCH BRACKET**

MATERIAL: **12 Ga. (0.1084") ASTM A TYPE B**

2995 AIRWAY AVENUE, SUITE B
COSTA MESA, CALIFORNIA 92626
Phone (949) 629-4090 Fax (949) 629-4088

THE INFORMATION CONTAINED HEREIN IS CONFIDENTIAL AND PROPRIETARY TO SKYCO SKYLIGHTS. NO PART MAY BE DISTRIBUTED OR DISCLOSED IN ANY FORM TO A THIRD PARTY WITHOUT WRITTEN PERMISSION OF SKYCO SKYLIGHTS.

FINISH: **G90 GALVANIZED**

UNLESS OTHERWISE SPECIFIED DIMENSIONS ARE IN INCHES. TOLERANCES ARE:
DECIMAL ANGLES
X.XXX: 0.010 ±0.2°

DRAWING NUMBER:


LATC100

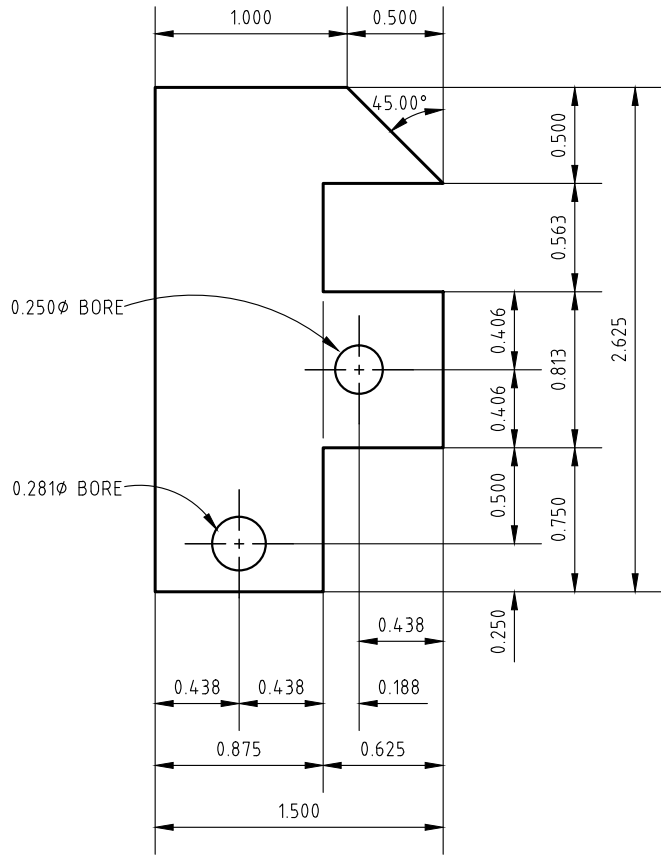
DATE: **11/03/14**

SHEET: **23**
OF: **35**

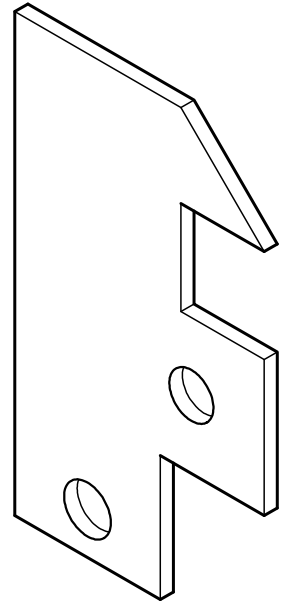
NOTES: (UNLESS OTHERWISE SPECIFIED)

- 1.) REMOVE ALL BURRS AND SHARP EDGES
- 2.) UNMARKED ANGLES = 90.00°


 Architectural Testing	Report #:	E3508-301-44
	Date:	01/08/2015
	Verified by:	<i>[Signature]</i>



FLAT LAYOUT
FULL SCALE



VIEW
FULL SCALE

	DESCRIPTION : LATCH ARM		DRAWING NUMBER:	
	MATERIAL : 14 Ga. (0.0785") ASTM A TYPE B		LARM100	
	2995 AIRWAY AVENUE, SUITE B COSTA MESA, CALIFORNIA 92626 Phone (949) 629-4090 Fax (949) 629-4088		FINISH: G90 GALVANIZED	
	THE INFORMATION CONTAINED HEREIN IS CONFIDENTIAL AND PROPRIETARY TO SKYCO SKYLIGHTS. NO PART MAY BE DISTRIBUTED OR DISCLOSED IN ANY FORM TO A THIRD PARTY WITHOUT WRITTEN PERMISSION OF SKYCO SKYLIGHTS.		UNLESS OTHERWISE SPECIFIED DIMENSIONS ARE IN INCHES. TOLERANCES ARE: DECIMAL ANGLES X.XXX: 0.010 0.2 °	
		DATE :	SHEET: 24	
		10/31/14	OF: 35	

NOTES: (UNLESS OTHERWISE SPECIFIED)

- 1.) REMOVE ALL BURRS AND SHARP EDGES
- 2.) UNMARKED ANGLES = 90.00°
- 3.) 0.030 INSIDE BEND RADIUS TYPICAL

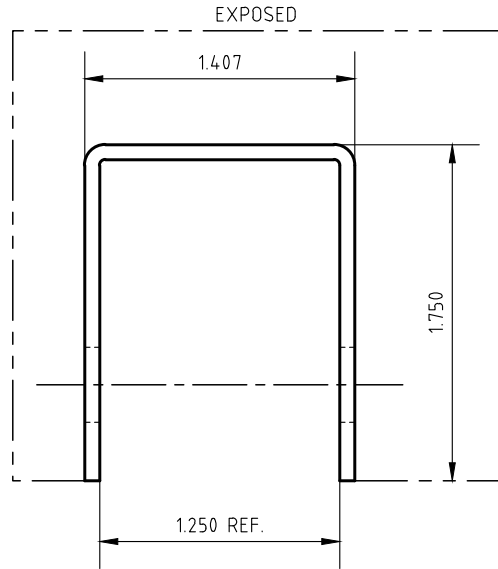


Architectural Testing

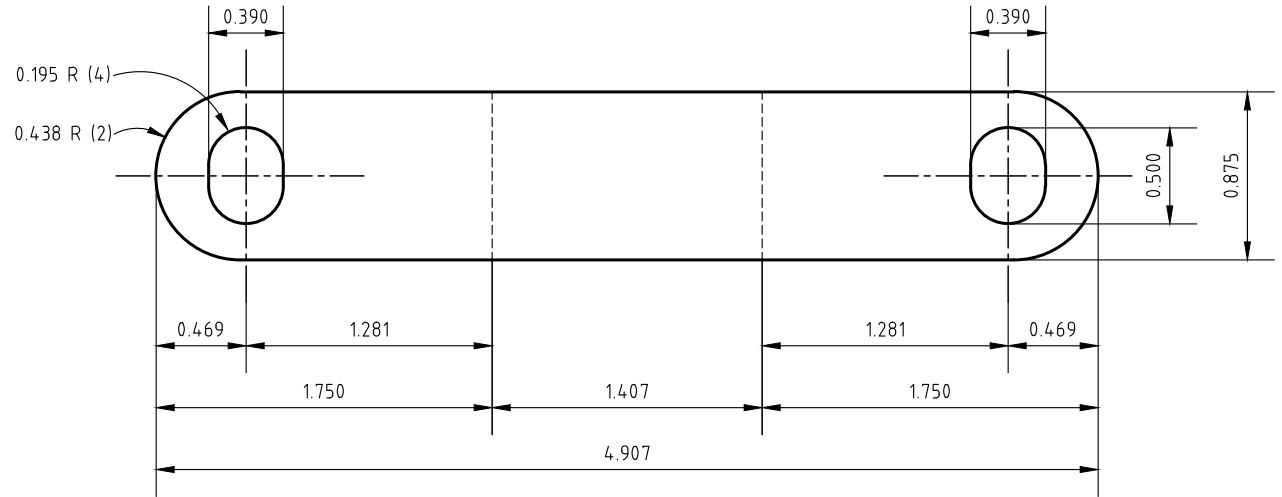
Report #: E3508-301-44

Date: 01/08/2015

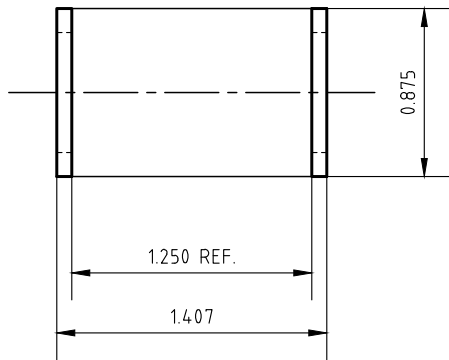
Verified by: *[Signature]*



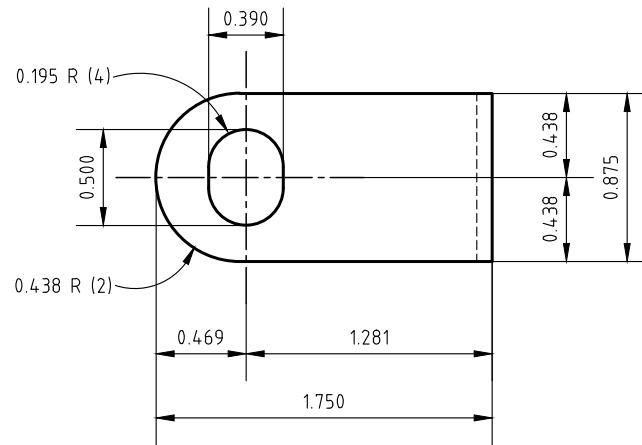
TOP VIEW
FULL SCALE



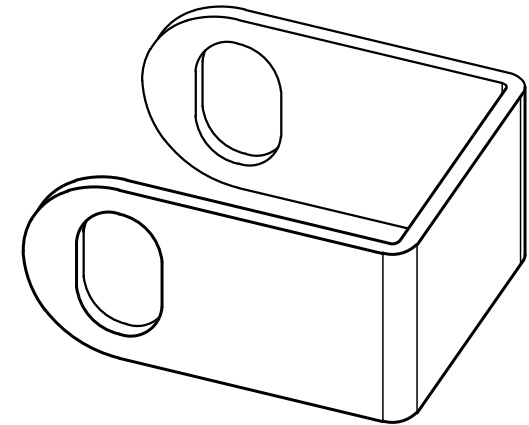
FLAT LAYOUT
FULL SCALE



FRONT VIEW
FULL SCALE



SIDE VIEW
FULL SCALE



VIEW
NOT TO SCALE



DESCRIPTION : **STRIKER YOKE**

MATERIAL : **14 Ga. (0.0785") ASTM A TYPE B**

2995 AIRWAY AVENUE, SUITE B
COSTA MESA, CALIFORNIA 92626
Phone (949) 629-4090 Fax (949) 629-4088

THE INFORMATION CONTAINED HEREIN IS CONFIDENTIAL AND PROPRIETARY TO SKYCO SKYLIGHTS. NO PART MAY BE DISTRIBUTED OR DISCLOSED IN ANY FORM TO A THIRD PARTY WITHOUT WRITTEN PERMISSION OF SKYCO SKYLIGHTS.

FINISH: **G90 GALVANIZED**

UNLESS OTHERWISE SPECIFIED DIMENSIONS ARE IN INCHES. TOLERANCES ARE:
DECIMAL ANGLES
X.XXX: 0.010 6.2 °

DRAWING NUMBER:

STRY100

DATE :

10/28/14

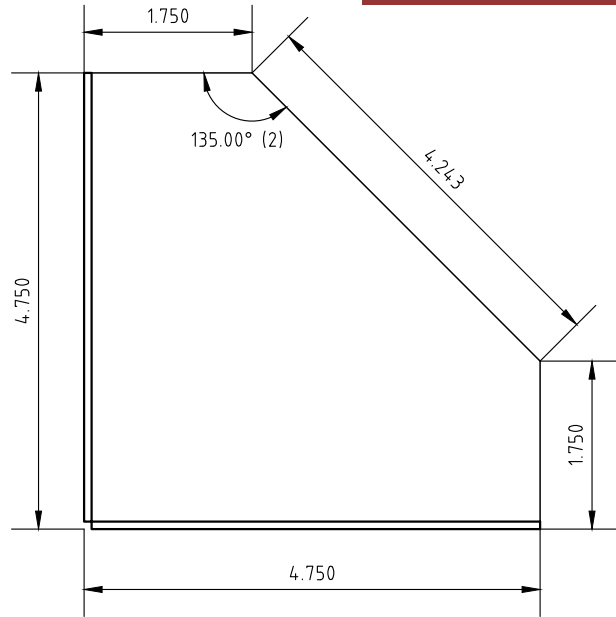
SHEET: **25**

OF: **35**

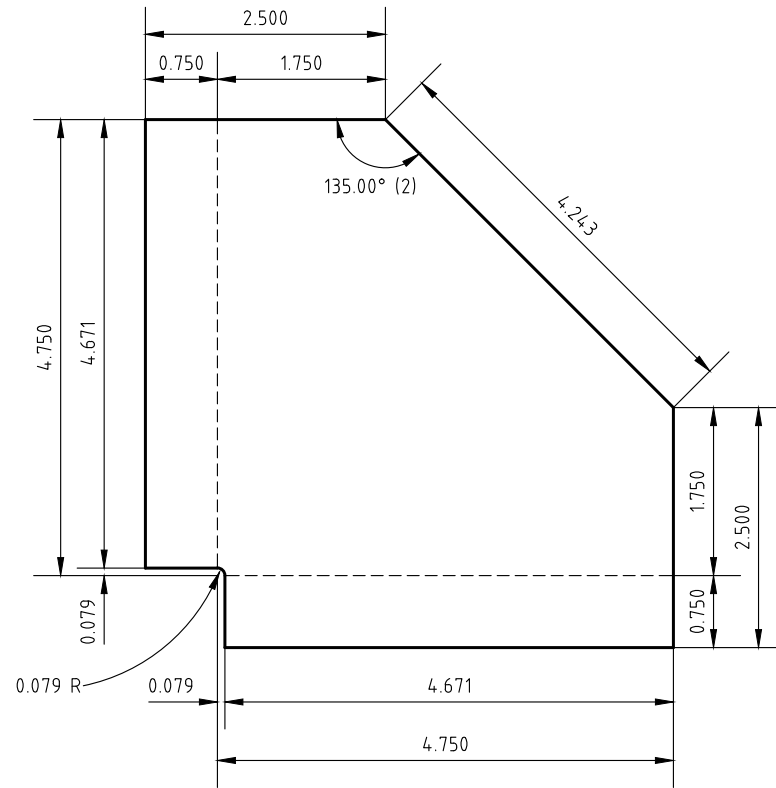
NOTES: (UNLESS OTHERWISE SPECIFIED)

- 1.) REMOVE ALL BURRS AND SHARP EDGES
- 2.) UNMARKED ANGLES = 90.00°
- 3.) 0.030 INSIDE BEND RADIUS TYPICAL

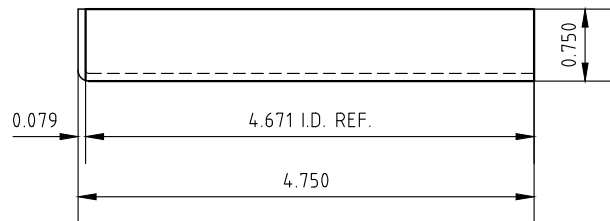
 Architectural Testing	Report #:	E3508-301-44
	Date:	01/08/2015
	Verified by:	<i>[Signature]</i>



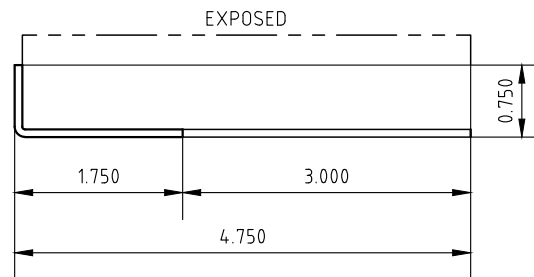
TOP VIEW
HALF SCALE



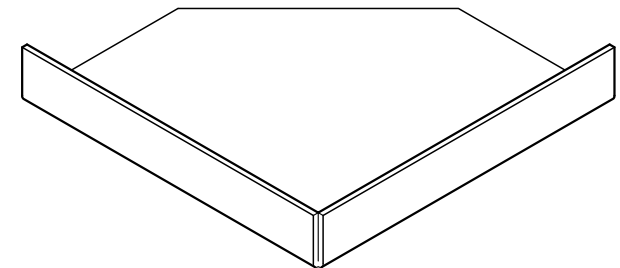
FLAT LAYOUT
HALF SCALE



FRONT VIEW
HALF SCALE



SIDE VIEW
HALF SCALE



VIEW
NOT TO SCALE



DESCRIPTION : **STRIKER BRACKET**

MATERIAL : **14 Ga. (0.0785") ASTM A TYPE B**

2995 AIRWAY AVENUE, SUITE B
COSTA MESA, CALIFORNIA 92626
Phone (949) 629-4090 Fax (949) 629-4088

THE INFORMATION CONTAINED HEREIN IS CONFIDENTIAL AND PROPRIETARY TO SKYCO SKYLIGHTS. NO PART MAY BE DISTRIBUTED OR DISCLOSED IN ANY FORM TO A THIRD PARTY WITHOUT WRITTEN PERMISSION OF SKYCO SKYLIGHTS.

FINISH: **G90 GALVANIZED**

UNLESS OTHERWISE SPECIFIED DIMENSIONS ARE IN INCHES. TOLERANCES ARE:
DECIMAL ANGLES
X.XXX: 0.010 ±0.2°

DRAWING NUMBER:

STRB100

DATE :

08/19/14

SHEET: **26**

OF: **35**

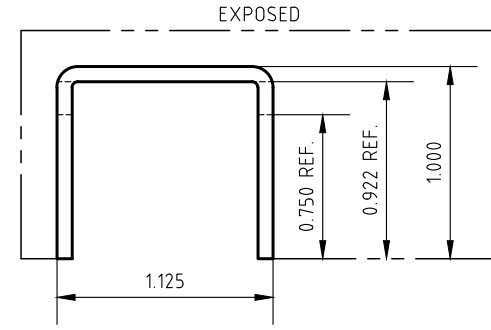
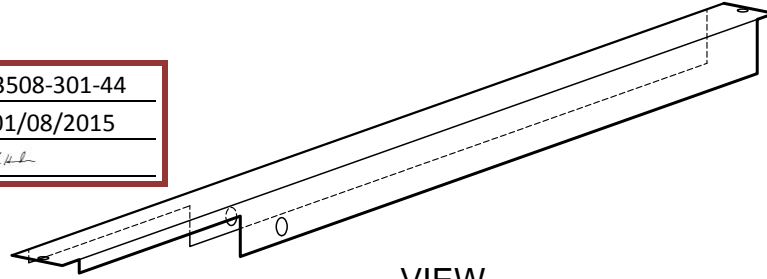
NOTES: (UNLESS OTHERWISE SPECIFIED)

- 1.) REMOVE ALL BURRS AND SHARP EDGES
- 2.) UNMARKED ANGLES = 90.00°
- 3.) 0.030 INSIDE BEND RADIUS TYPICAL



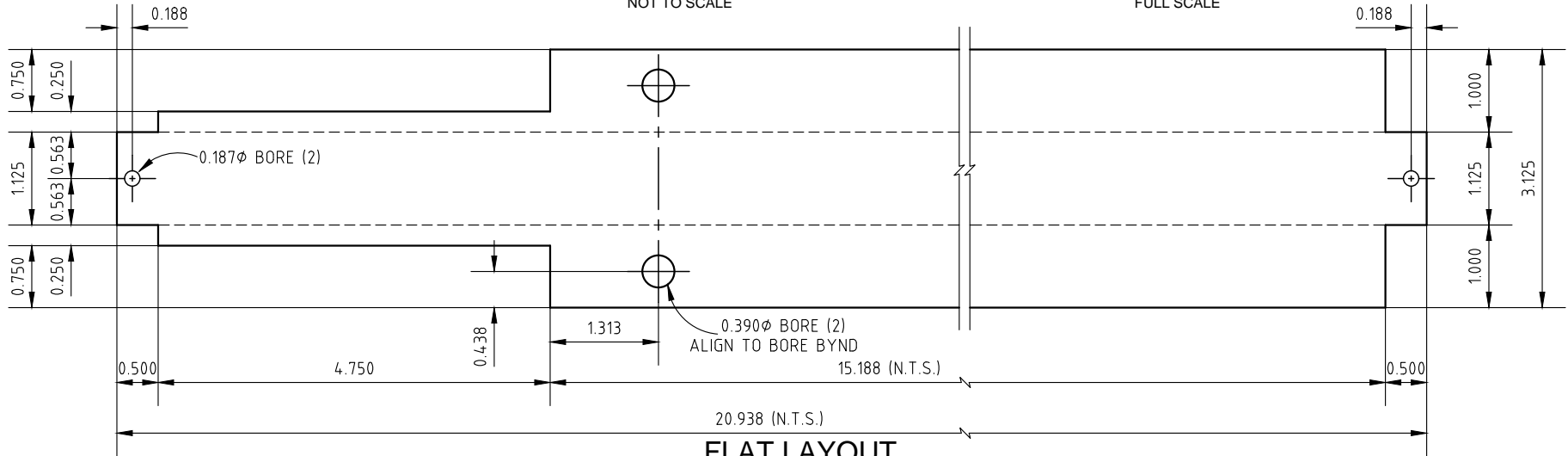
Architectural Testing

Report #: E3508-301-44
 Date: 01/08/2015
 Verified by: *[Signature]*

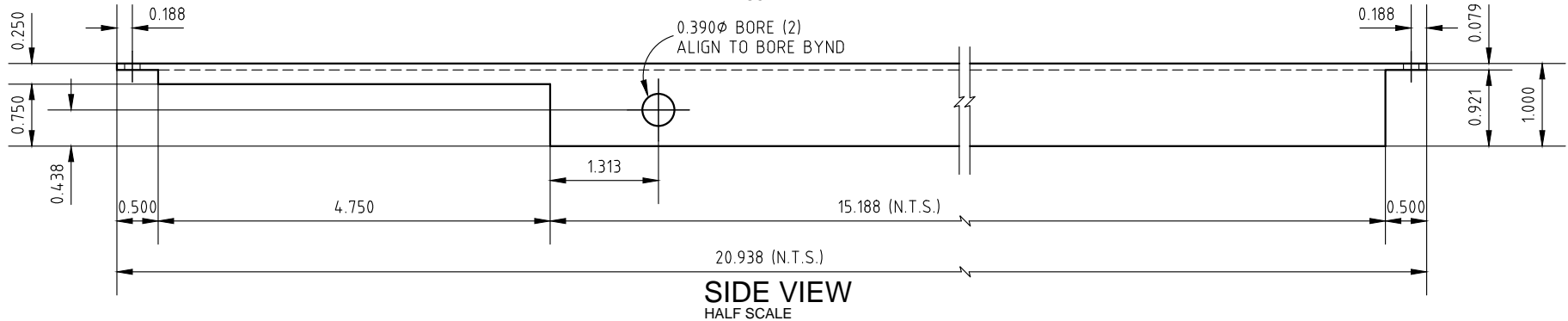


VIEW
NOT TO SCALE

SECTION
FULL SCALE



FLAT LAYOUT
HALF SCALE



SIDE VIEW
HALF SCALE



DESCRIPTION: UPPER SHOCK CHANNEL

MATERIAL: 14 Ga. (0.0785") ASTM A TYPE B

2995 AIRWAY AVENUE, SUITE B
 COSTA MESA, CALIFORNIA 92626
 Phone (949) 629-4090 Fax (949) 629-4088

THE INFORMATION CONTAINED HEREIN IS CONFIDENTIAL AND PROPRIETARY TO SKYCO SKYLIGHTS. NO PART MAY BE DISTRIBUTED OR DISCLOSED IN ANY FORM TO A THIRD PARTY WITHOUT WRITTEN PERMISSION OF SKYCO SKYLIGHTS.

FINISH: G90 GALVANIZED

UNLESS OTHERWISE SPECIFIED DIMENSIONS ARE IN INCHES. TOLERANCES ARE:
 DECIMAL ANGLES
 X.XXX: 0.010 ±0.2°

DRAWING NUMBER:

ULSC100

DATE: 10/31/14

SHEET: 27
OF: 35

NOTES: (UNLESS OTHERWISE SPECIFIED)

- 1.) REMOVE ALL BURRS AND SHARP EDGES
- 2.) UNMARKED ANGLES = 90.00°
- 3.) 0.030 INSIDE BEND RADIUS TYPICAL

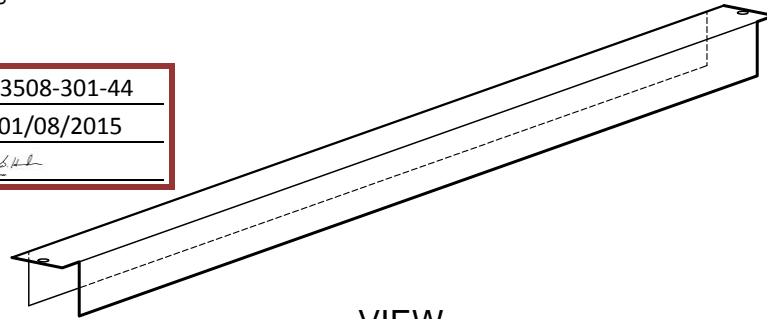


Architectural Testing

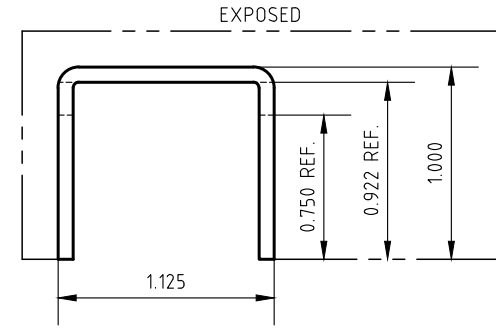
Report #: E3508-301-44

Date: 01/08/2015

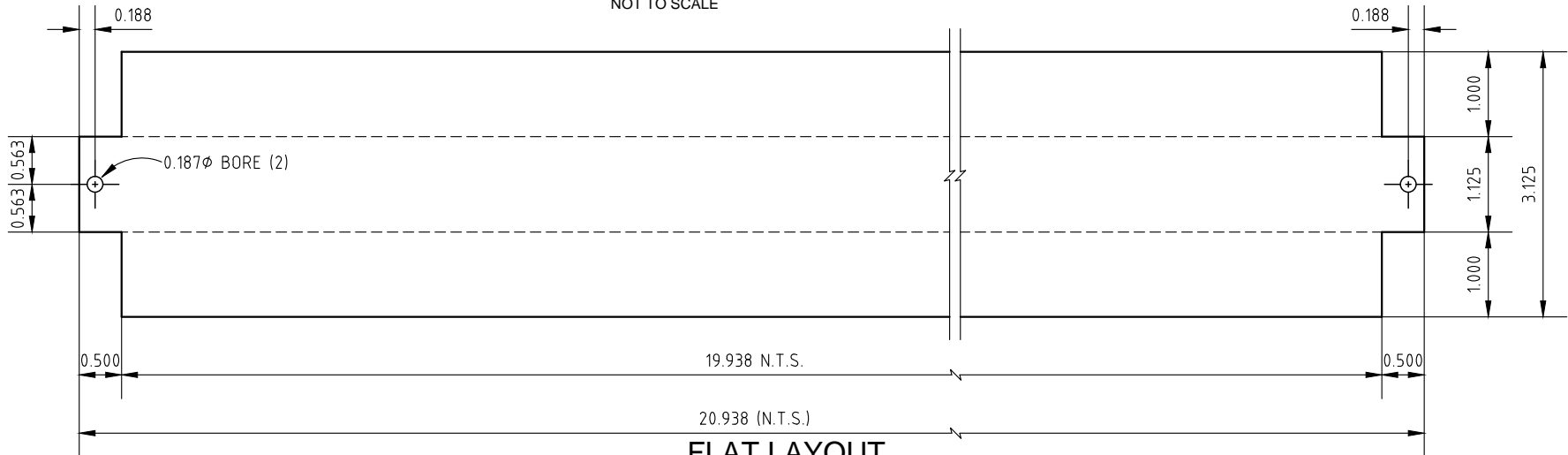
Verified by: *[Signature]*



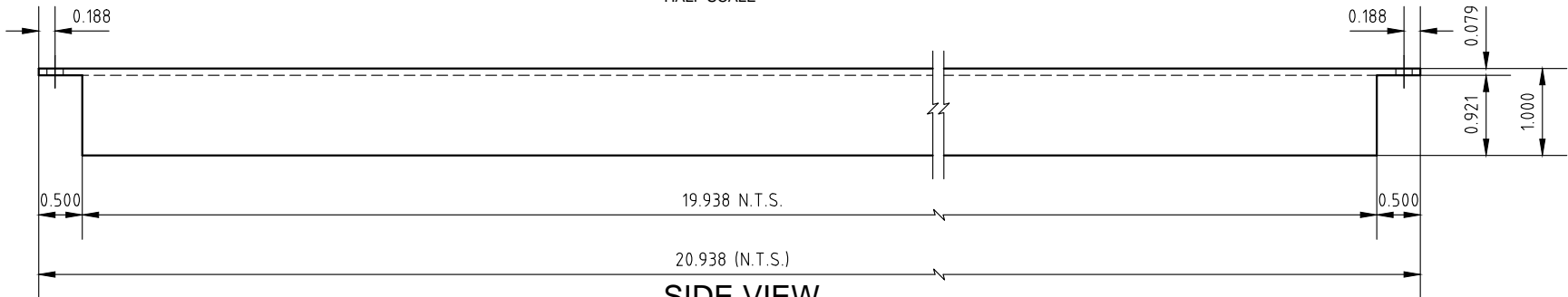
VIEW
NOT TO SCALE



SECTION
FULL SCALE



FLAT LAYOUT
HALF SCALE



SIDE VIEW
HALF SCALE



DESCRIPTION: **CENTER CHANNEL**

MATERIAL: **14 Ga. (0.0785") ASTM A TYPE B**

2995 AIRWAY AVENUE, SUITE B
COSTA MESA, CALIFORNIA 92626
Phone (949) 629-4090 Fax (949) 629-4088

THE INFORMATION CONTAINED HEREIN IS CONFIDENTIAL AND PROPRIETARY TO SKYCO SKYLIGHTS. NO PART MAY BE DISTRIBUTED OR DISCLOSED IN ANY FORM TO A THIRD PARTY WITHOUT WRITTEN PERMISSION OF SKYCO SKYLIGHTS.

FINISH: **G90 GALVANIZED**

UNLESS OTHERWISE SPECIFIED DIMENSIONS ARE IN INCHES. TOLERANCES ARE:
DECIMAL ANGLES
X.XXX: 0.010 ±0.2°

DRAWING NUMBER:

ULCC100

DATE:

10/31/14

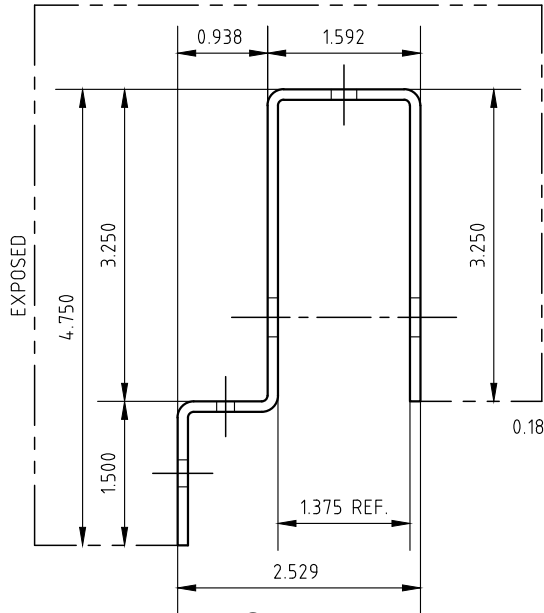
SHEET: **28**

OF: **35**

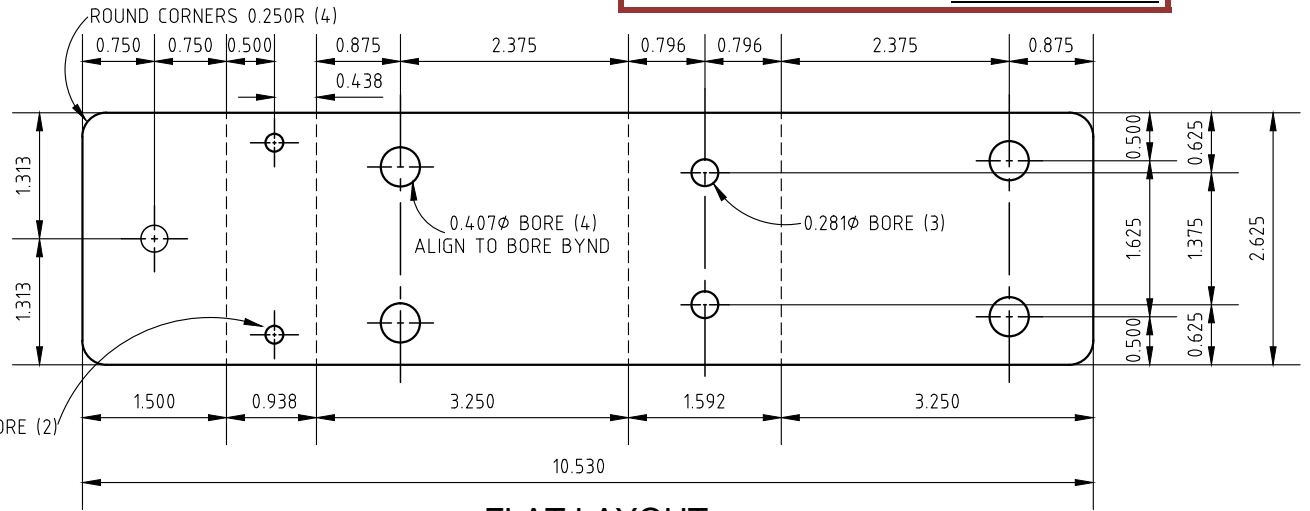
NOTES: (UNLESS OTHERWISE SPECIFIED)

- 1.) REMOVE ALL BURRS AND SHARP EDGES
- 2.) UNMARKED ANGLES = 90.00°
- 3.) 0.060 INSIDE BEND RADIUS TYPICAL

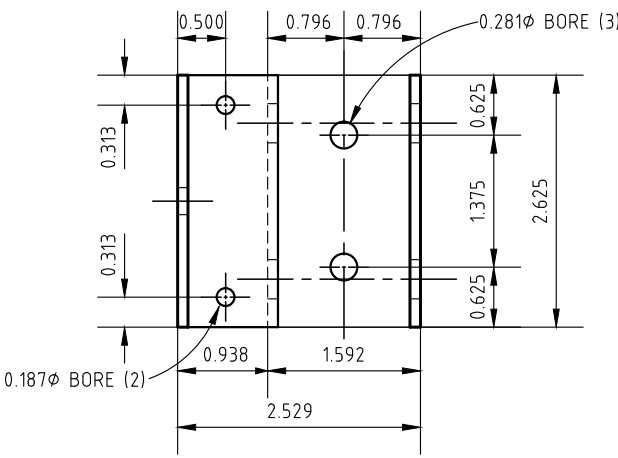
Report #: E3508-301-44
 Date: 01/08/2015
 Verified by: [Signature]



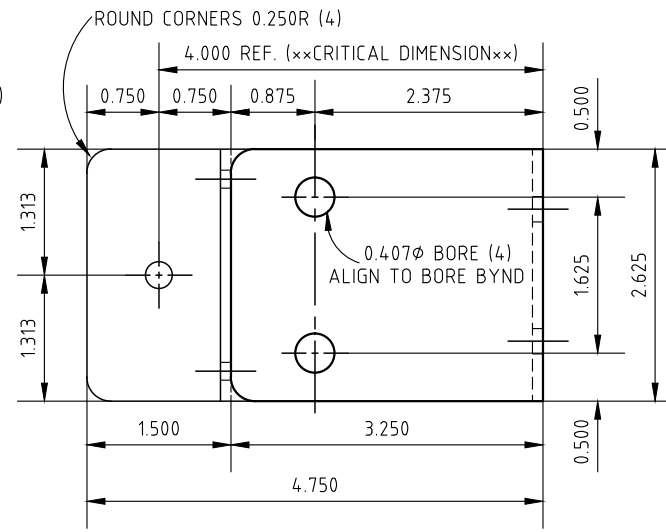
TOP VIEW
HALF SCALE



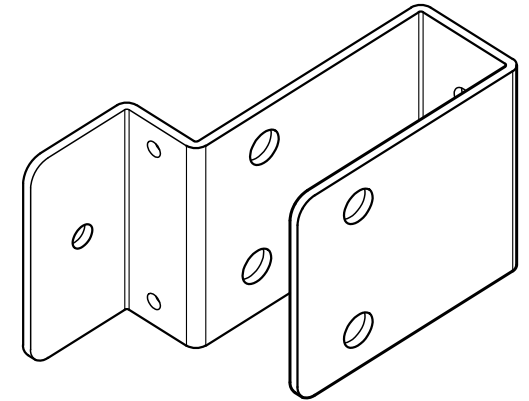
FLAT LAYOUT
HALF SCALE



FRONT VIEW
HALF SCALE



SIDE VIEW
HALF SCALE



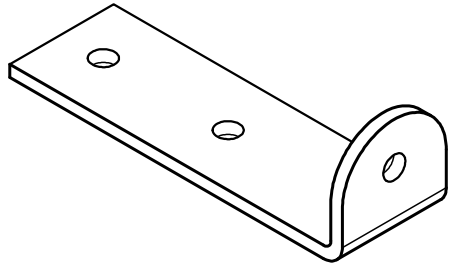
VIEW
NOT TO SCALE



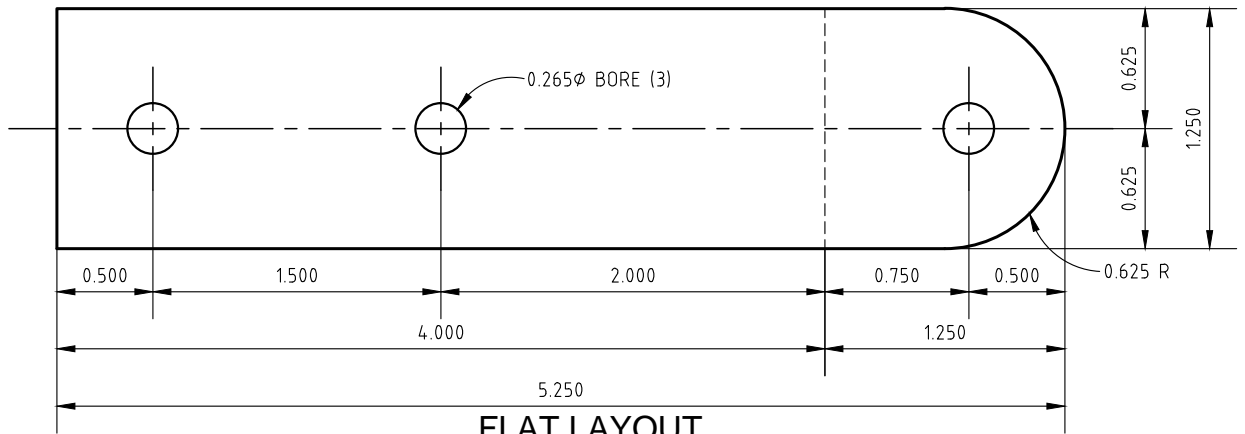
DESCRIPTION: LOWER SHOCK BRACKET		DRAWING NUMBER: ULSB100	
MATERIAL: 12 Ga. (0.1084") ASTM A TYPE B		FINISH: G90 GALVANIZED	
2995 AIRWAY AVENUE, SUITE B COSTA MESA, CALIFORNIA 92626 Phone (949) 629-4090 Fax (949) 629-4088		THE INFORMATION CONTAINED HEREIN IS CONFIDENTIAL AND PROPRIETARY TO SKYCO SKYLIGHTS. NO PART MAY BE DISTRIBUTED OR DISCLOSED IN ANY FORM TO A THIRD PARTY WITHOUT WRITTEN PERMISSION OF SKYCO SKYLIGHTS.	
UNLESS OTHERWISE SPECIFIED DIMENSIONS ARE IN INCHES. TOLERANCES ARE: DECIMAL ANGLES X.XXX: 0.010 ±0.2°		DATE: 10/31/14 SHEET: 29 OF: 35	

NOTES: (UNLESS OTHERWISE SPECIFIED)

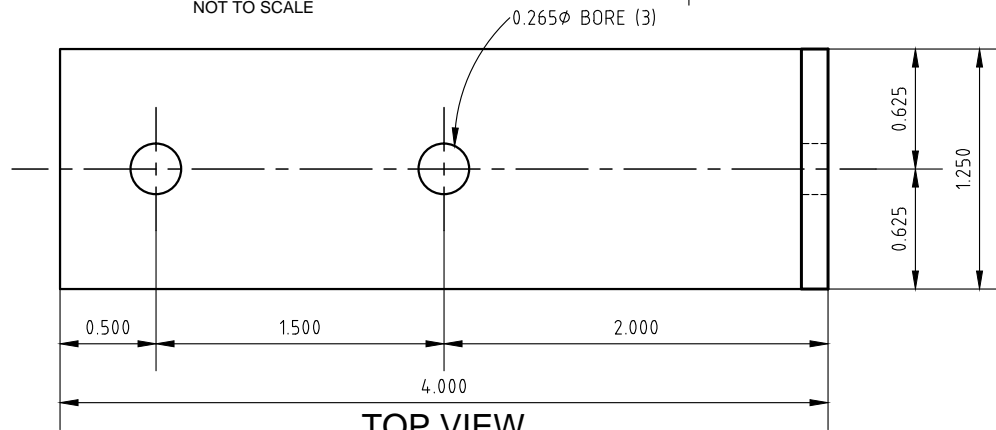
- 1.) REMOVE ALL BURRS AND SHARP EDGES
- 2.) UNMARKED ANGLES = 90.00°
- 3.) 0.090 INSIDE BEND RADIUS TYPICAL



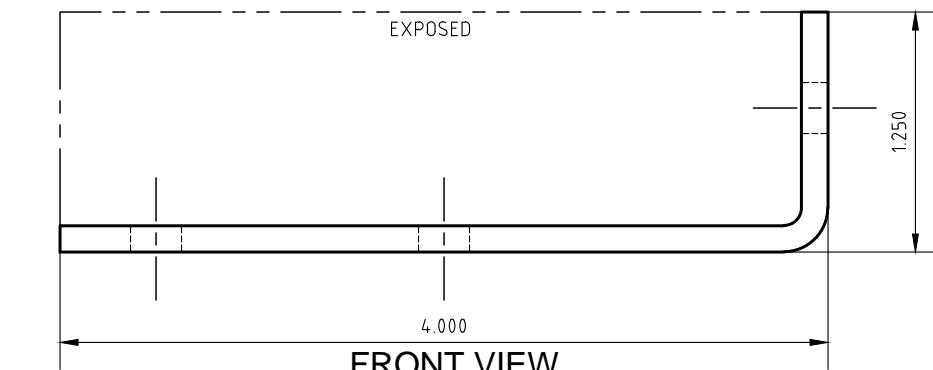
VIEW
NOT TO SCALE



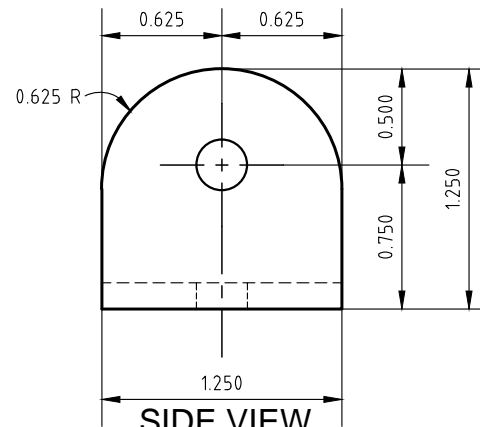
FLAT LAYOUT
FULL SCALE



TOP VIEW
FULL SCALE



FRONT VIEW
FULL SCALE



SIDE VIEW
FULL SCALE

	Report #:	E3508-301-44
	Date:	01/08/2015
	Verified by:	<i>[Signature]</i>



DESCRIPTION : HINGE

MATERIAL : 10 Ga. (0.1382") ASTM A TYPE B

2995 AIRWAY AVENUE, SUITE B
COSTA MESA, CALIFORNIA 92626
Phone (949) 629-4090 Fax (949) 629-4088

THE INFORMATION CONTAINED HEREIN IS CONFIDENTIAL AND PROPRIETARY TO SKYCO SKYLIGHTS. NO PART MAY BE DISTRIBUTED OR DISCLOSED IN ANY FORM TO A THIRD PARTY WITHOUT WRITTEN PERMISSION OF SKYCO SKYLIGHTS.

FINISH: G90 GALVANIZED

UNLESS OTHERWISE SPECIFIED DIMENSIONS ARE IN INCHES. TOLERANCES ARE:
DECIMAL ANGLES
X.XXX: 0.010 6.2 °

DRAWING NUMBER:

ULHI100

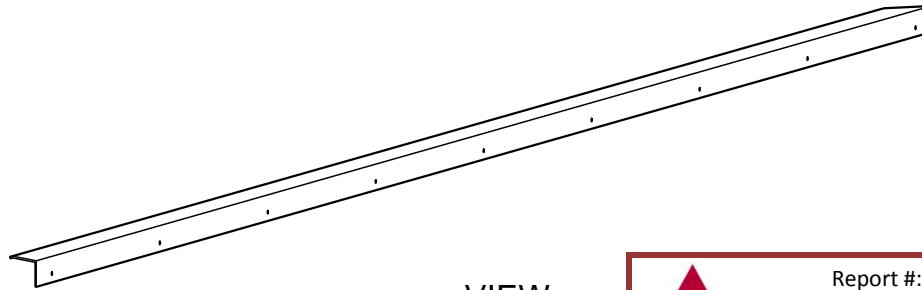
DATE :

08/19/14

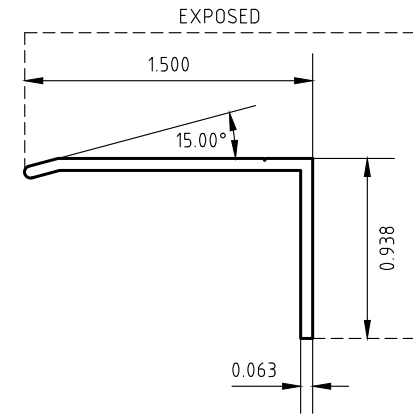
SHEET: 30

OF: 35

NOTES: (UNLESS OTHERWISE SPECIFIED)
 1.) ALUM. MANUFACTURERS STANDARDS APPLY




VIEW
NOT TO SCALE

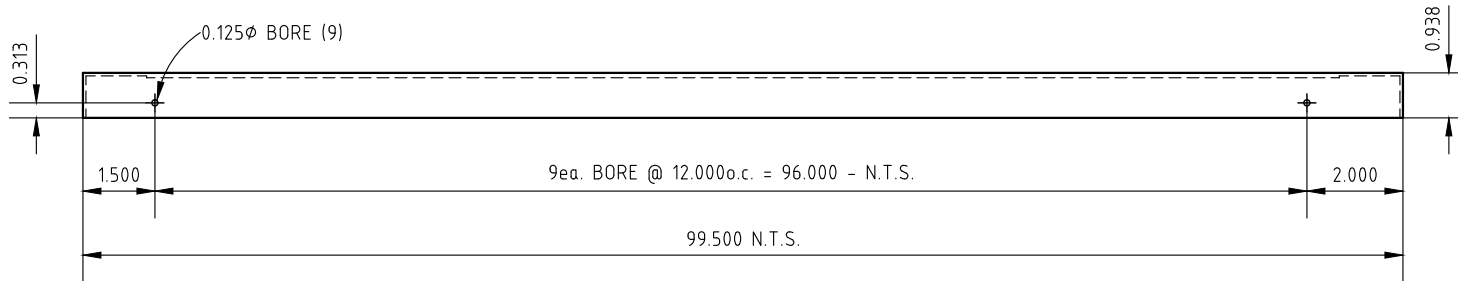


END VIEW
FULL SCALE

 Architectural Testing	Report #: E3508-301-44
	Date: 01/08/2015
	Verified by: <i>[Signature]</i>



TOP VIEW
SCALE : 3" = 1'-0"

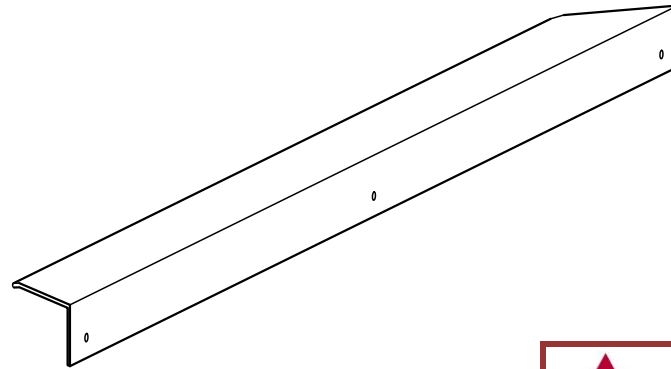


SIDE VIEW
SCALE : 3" = 1'-0"

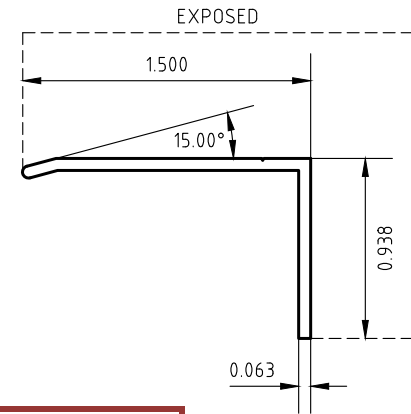


DESCRIPTION : UL CAP - SIDES		DRAWING NUMBER: ULCS100	
MATERIAL : 0.063" THK. 6063-T5 ALUMINUM		FINISH: MILL	
2995 AIRWAY AVENUE, SUITE B COSTA MESA, CALIFORNIA 92626 Phone (949) 629-4090 Fax (949) 629-4088	THE INFORMATION CONTAINED HEREIN IS CONFIDENTIAL AND PROPRIETARY TO SKYCO SKYLIGHTS. NO PART MAY BE DISTRIBUTED OR DISCLOSED IN ANY FORM TO A THIRD PARTY WITHOUT WRITTEN PERMISSION OF SKYCO SKYLIGHTS.	UNLESS OTHERWISE SPECIFIED DIMENSIONS ARE IN INCHES. TOLERANCES ARE: DECIMAL ANGLES X.XXX: 0.010 ±0.2°	DATE : 10/31/14 SHEET: 31 OF: 35

NOTES: (UNLESS OTHERWISE SPECIFIED)
 1.) ALUM. MANUFACTURERS STANDARDS APPLY

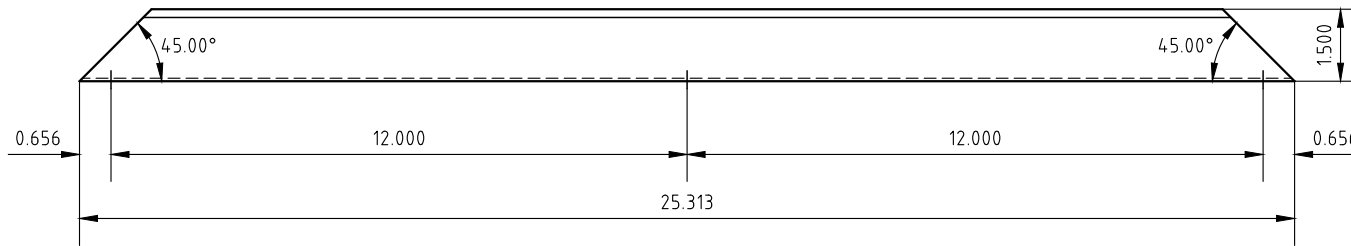


VIEW
NOT TO SCALE

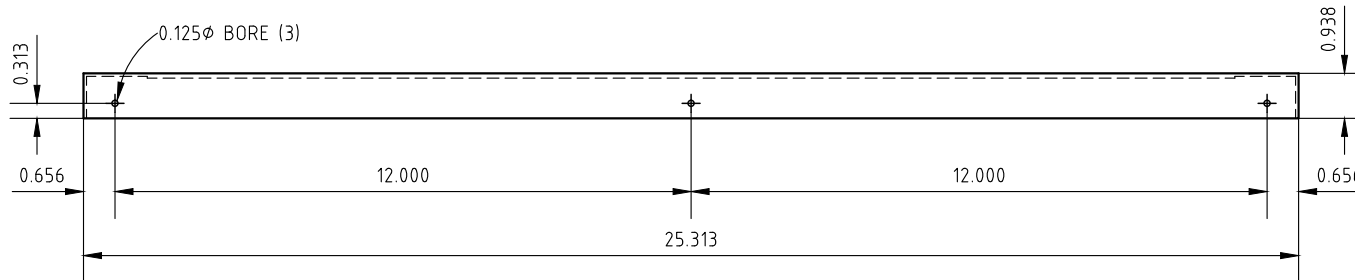


END VIEW
FULL SCALE

 Architectural Testing	Report #:	E3508-301-44
	Date:	01/08/2015
	Verified by:	<i>[Signature]</i>



TOP VIEW
SCALE : 3" = 1'-0"

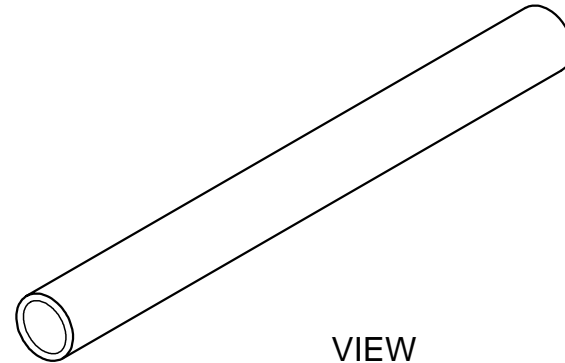


SIDE VIEW
SCALE : 3" = 1'-0"



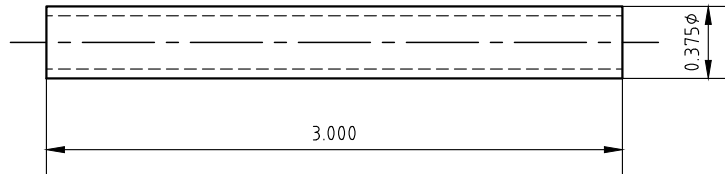
DESCRIPTION : UL CAP - ENDS		DRAWING NUMBER:	
MATERIAL : 0.063" THK. 6063-T5 ALUMINUM		ULCE100	
2995 AIRWAY AVENUE, SUITE B COSTA MESA, CALIFORNIA 92626 Phone (949) 629-4090 Fax (949) 629-4088		FINISH: MILL	DATE : 10/31/14
THE INFORMATION CONTAINED HEREIN IS CONFIDENTIAL AND PROPRIETARY TO SKYCO SKYLIGHTS. NO PART MAY BE DISTRIBUTED OR DISCLOSED IN ANY FORM TO A THIRD PARTY WITHOUT WRITTEN PERMISSION OF SKYCO SKYLIGHTS.		UNLESS OTHERWISE SPECIFIED DIMENSIONS ARE IN INCHES. TOLERANCES ARE: DECIMAL X.XXX: 0.010 ANGLES ±0.2°	SHEET: 32 OF: 35

NOTES: (UNLESS OTHERWISE SPECIFIED)
 1.) ALUM. MANUFACTURERS STANDARDS APPLY

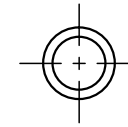


VIEW
NOT TO SCALE

 Architectural Testing	Report #:	E3508-301-44
	Date:	01/08/2015
	Verified by:	<i>[Signature]</i>




SIDE VIEW
FULL SCALE



END VIEW
FULL SCALE

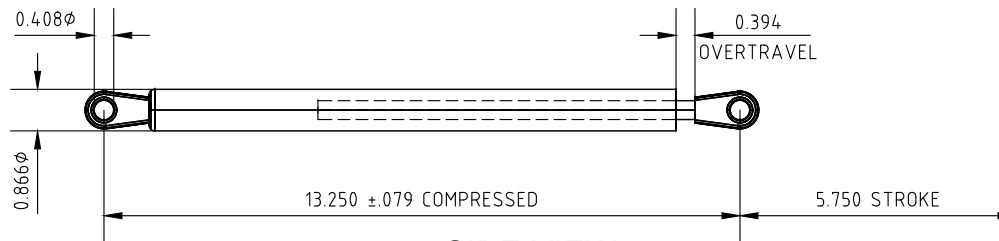


DESCRIPTION : 3" LONG PULL HANDLE		DRAWING NUMBER:	
MATERIAL : 0.375DIA.- .049 WALL ALUM. TUBE - 6061-T6		PULL100	
2995 AIRWAY AVENUE, SUITE B COSTA MESA, CALIFORNIA 92626 Phone (949) 629-4090 Fax (949) 629-4088		FINISH: MILL	
THE INFORMATION CONTAINED HEREIN IS CONFIDENTIAL AND PROPRIETARY TO SKYCO SKYLIGHTS. NO PART MAY BE DISTRIBUTED OR DISCLOSED IN ANY FORM TO A THIRD PARTY WITHOUT WRITTEN PERMISSION OF SKYCO SKYLIGHTS.		UNLESS OTHERWISE SPECIFIED DIMENSIONS ARE IN INCHES. TOLERANCES ARE: DECIMAL ANGLES X.XXX: 0.010 0.2 °	
		DATE :	SHEET: 33
		10/31/14	OF: 35



TOP VIEW
SCALE : 3" = 1'-0"

 Architectural Testing	Report #:	E3508-301-44
	Date:	01/08/2015
	Verified by:	<i>[Signature]</i>



SIDE VIEW
SCALE : 3" = 1'-0"

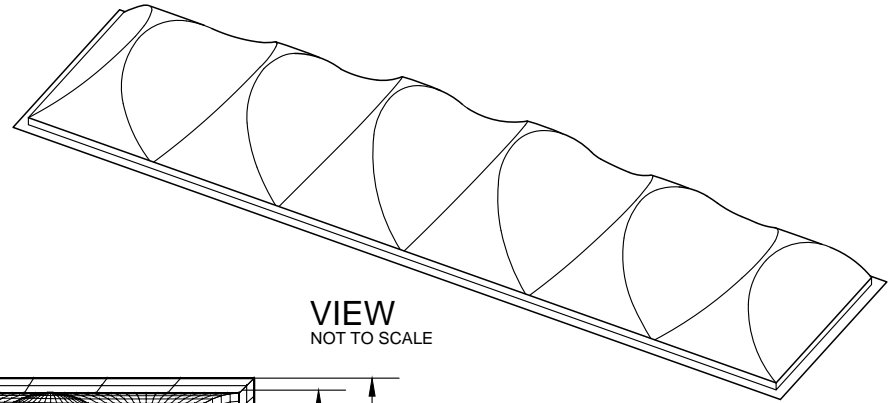


DESCRIPTION : GAS FILLED 225 LB. LIFTING SHOCK		DRAWING NUMBER:	
MATERIAL : VARIES		ULGS225	
2995 AIRWAY AVENUE, SUITE B COSTA MESA, CALIFORNIA 92626 Phone (949) 629-4090 Fax (949) 629-4088		UNLESS OTHERWISE SPECIFIED DIMENSIONS ARE IN INCHES. TOLERANCES ARE: DECIMAL ANGLES X.XXX: 0.100 ±0.2°	
THE INFORMATION CONTAINED HEREIN IS CONFIDENTIAL AND PROPRIETARY TO SKYCO SKYLIGHTS. NO PART MAY BE DISTRIBUTED OR DISCLOSED IN ANY FORM TO A THIRD PARTY WITHOUT WRITTEN PERMISSION OF SKYCO SKYLIGHTS.		DATE :	SHEET: 34
		08/20/14	OF: 35

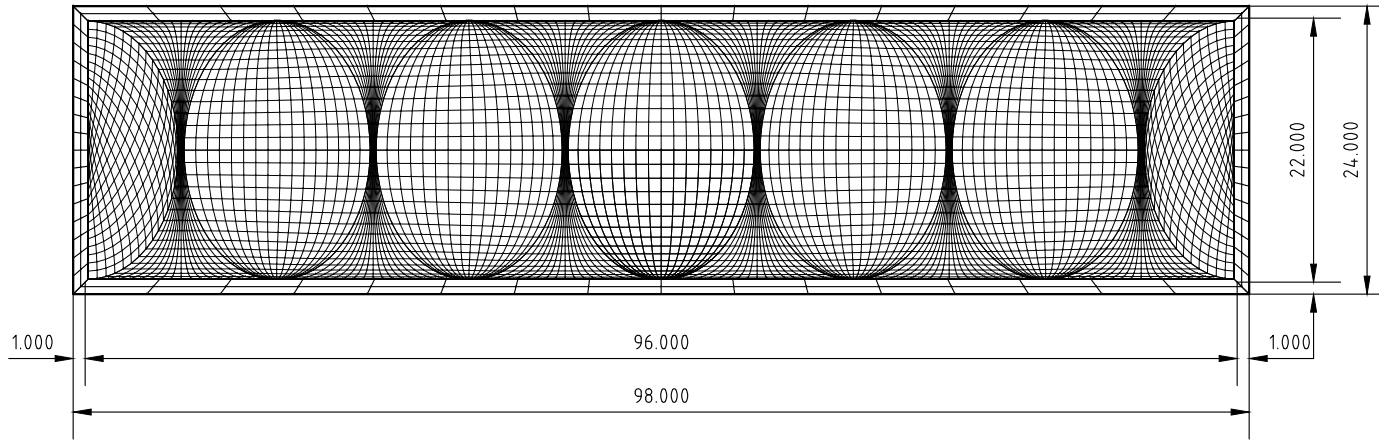
NOTES: (UNLESS OTHERWISE SPECIFIED)

1.) MESH DENOTES CONTOUR ONLY

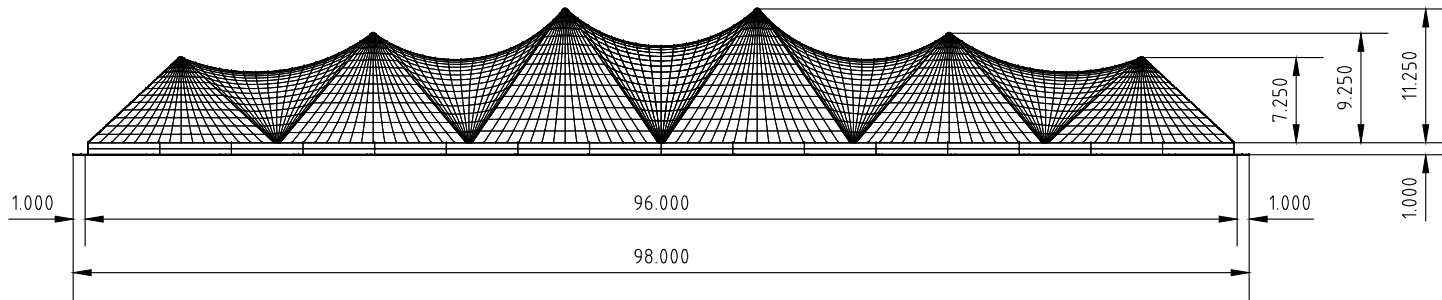
	Report #:	E3508-301-44
	Date:	01/08/2015
	Verified by:	<i>[Signature]</i>



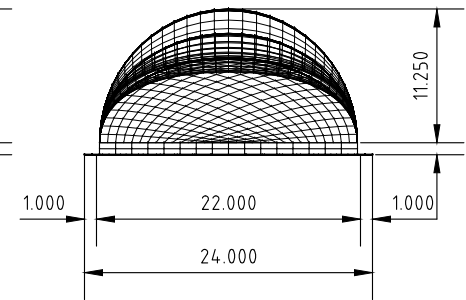
VIEW
NOT TO SCALE



TOP VIEW
SCALE: 3/4" = 1'-0"



FRONT VIEW
SCALE: 3/4" = 1'-0"



SIDE VIEW
SCALE: 3/4" = 1'-0"

SKYCO
SKYLIGHTS

DESCRIPTION : 2498 SKY PRO DOME

MATERIAL : 0.118" CC1 POLYCARBONATE

2995 AIRWAY AVENUE, SUITE B
COSTA MESA, CALIFORNIA 92626
Phone (949) 629-4090 Fax (949) 629-4088

THE INFORMATION CONTAINED HEREIN IS CONFIDENTIAL AND PROPRIETARY TO SKYCO SKYLIGHTS. NO PART MAY BE DISTRIBUTED OR DISCLOSED IN ANY FORM TO A THIRD PARTY WITHOUT WRITTEN PERMISSION OF SKYCO SKYLIGHTS.

FINISH: HIGH WHITE

UNLESS OTHERWISE SPECIFIED DIMENSIONS ARE IN INCHES. TOLERANCES ARE:
DECIMAL ANGLES
X.XXX: 0.100 ±0.2°

DRAWING NUMBER:

DOME100

DATE :

08/20/14

SHEET: 35

OF: 35